


MEDMASTER™

Patient Room Luminaires

MWUD SERIES

PRODUCT FEATURES:

- » Surface wall mount – 24", 36" & 48" lengths
- » Single function that provides up and down light
- » Marine grade aluminum body with die-cast end caps
- » Lens with internal prisms, smooth exterior lens for ease of cleanability
- » Standard antimicrobial finish



PROJECT INFORMATION

Job Name _____

Fixture Type _____

Catalog Number _____

Approved by _____

SPECIFICATIONS

HOUSING: Marine grade aluminum body with die-cast end caps. Housing attaches to mounted baseplate. Housing secured with countersunk fasteners. TGIC polyester powder coat – 5-stage pre-treatment. Salt spray test: 1,000 hours. Antimicrobial finish standard on exposed surfaces of installed luminaire.

BASEPLATE: 16-gauge CRS baseplate. TGIC polyester powder coat – 5-stage pre-treatment. Salt spray test: 1,000 hours; Reflectance: 92%.

LENS: UV-stabilized, high impact resistant, 100% DR frost acrylic. Smooth exterior. Nominal thickness .080". Lens securely positioned in body channels.

ELECTRICAL: Fluorescent electronic 120/277/347V ballasts high power factor (<10% THD). See Ordering Information for optional equipment. Lamps by others. Optional LVCD control provides low-voltage patient interface, controlling the primary light source with dimming control.

INSTALLATION: Standard four-point (24" housing) or six-point (36" & 48" housing) mounting.

WARRANTY: Limited one (1) year Kenall fluorescent warranty.

LISTINGS: UL and CUL Listed for Damp Location. Certified by independent lab to meet OSHPD seismic loading standard. Pre-approved by OSHPD for installation in California healthcare facilities.



ORDERING INFORMATION (Ex: MWUD-24-MW-FA-2-24-RS-120)

Model	Length	Finish	Lens Type	Lamp Configuration	Lamp Type	Ballast Type	Voltage	Options
MWUD								

Nominal Length

24	24"
36	36"
48	48"

Finish

MW	Matte White (Antimicrobial finish)
MB	Matte Black (Antimicrobial finish)
SL	Silver (Antimicrobial finish)
CC	Custom Color Antimicrobial (Consult Factory)

Lens Type

FA	Frost Acrylic (STD)
CP	Clear Prismatic

Lamp Configuration

1	1 Lamp
2	2 Lamps
3	3 Lamps
4	4 Lamps
0/1	0 Up/1 Down (solid top)
0/2	0 Up/2 Down (solid top)
1/0	1 Up/0 Down (solid bottom)
2/0	2 Up/0 Down (solid bottom)

Lamp Type

2' Lengths	
14▲	F14T5
17■	F17T8
24▲	F24T5HO

3' Lengths

21▲*	F21T5
25	F25T8
39	F39T5HO

4' Lengths

28▲	F28T5
32	F32T8

Ballast Type

IS	Instant Start Electronic <10% THD (T8)
RS	Rapid Start Electronic <10% THD (T8,T5,T5HO)
SB	Specified Ballast

Voltage

120	120 Volts
277	277 Volts
347	347 Volts

Options

EL▲	One-Lamp Emergency Battery Pack (32°F)
FS	Fuse & Holder
GFI**	Ground Fault Outlet
HGO**	Hospital Grade Grounded Outlet – 20A, 125V
LVC▲	Low Voltage Controller (Click here for specifications)
LVCD▲	Low Voltage Controller with Dimming (Click here for specifications)
PCL	Pull Chain Left (2 position)(120V only)
PCR	Pull Chain Right (2 position)(120V only)
RF▲	Radio Frequency Filter
SW▲	Rocker Switch
TR	Tamper Resistant Torx® with center pin Fastener

- ▲ n/a with 347V
- Not available with EL options.
- * EL option not available with RF option.
- ** Not available in combination with EL, PC, or SW options.

ACCESSORIES ORDERED SEPARATELY

MPWS Low Voltage Wall Switch (Click [here](#) for Specifications)



www.kenall.com

P: 800-4-Kenall

F: 262-891-9701

10200 55th Street Kenosha, Wisconsin 53144

A brand of **legrand**

When you see this image, you will know the Kenall product shown or described is designed and manufactured in the USA with components purchased from US suppliers, and meets the Buy American requirements under the ARRA. Kenall has not determined the origin of its domestically purchased components or the subcomponents thereof. May be covered by patents found at www.kenall.com/patents. Content of specification sheets is subject to change; please consult www.kenall.com for current product details. © 2019 Kenall Mfg. Co. All rights reserved.

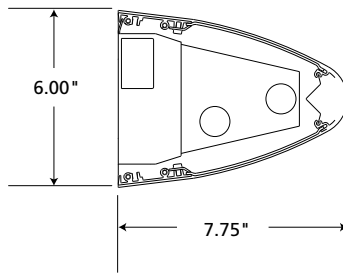
MWUD-050719

MEDMASTER™
Patient Room Luminaires

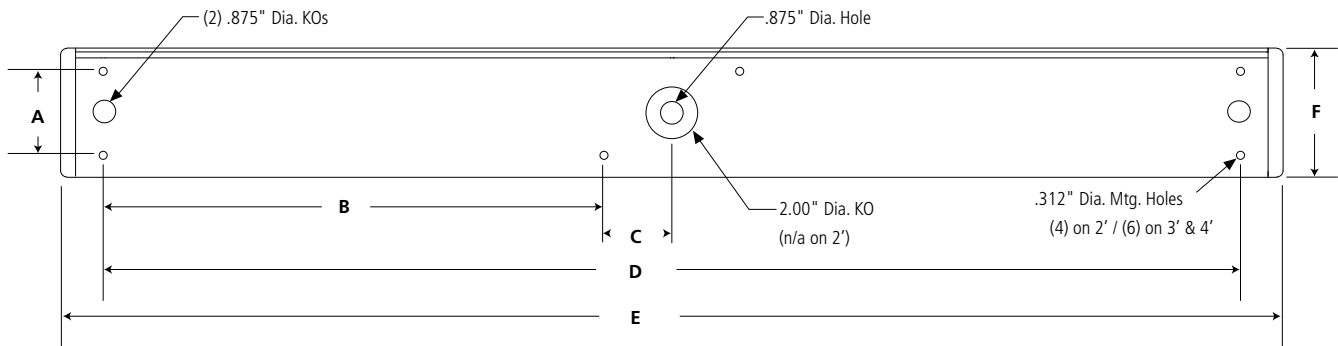
MWUD SERIES

DIMENSIONAL DATA

SIDE VIEW



BACK VIEW



DIMENSIONAL DATA (IN INCHES)						
	A	B	C	D	E	F
24" T5	3.25	n/a	n/a	20.00	24.00	6.00
24" T8	3.25	n/a	n/a	21.00	25.61	6.00
36" T5	3.25	13.38	2.63	32.00	35.88	6.00
36" T8	3.25	13.38	2.63	32.00	37.61	6.00
48" T5	3.25	19.38	2.63	44.00	47.70	6.00
48" T8	3.25	19.38	2.63	44.00	49.61	6.00

