

MILLENIUM EDGE™

MR13/MR17 SERIES – FLAT FACE SEMI-RECESSED

PRODUCT FEATURES:

- » Semi-recessed mount – ceiling or wall; nominal 13" Dia. x 2"D (MR13FFR), 17" Dia. x 2"D (MR17FFR)
- » Peace of Mind Guarantee® against breakage available
- » Dust and water protected to IP64 standards
- » Full cut-off for IDA-Approved™ Dark Sky installations - Ceiling Mount only
- » ADA compliant



PROJECT INFORMATION

Job Name _____

Fixture Type _____

Catalog Number _____

Approved by _____

SPECIFICATIONS:

HOUSING (SERIES PP,ND,CO): Die-cast aluminum with integral heat sinks. Marine grade aluminum housing flange interlocks to lens base producing maximum moisture deflection and resistance to prying. Standard matte black, dark bronze or matte white exterior TGIC polyester powder coat – 5-step pre-treatment.

HOUSING (SERIES NL,CC): 18-gauge CRS housing with marine grade cast aluminum housing flange. Housing flange interlocks to lens base producing maximum moisture deflection and resistance to prying. Standard black or white exterior TGIC polyester powder coat – 5-step pre-treatment. Dark bronze optional finish.

REFLECTOR: Full reflector/wire cover – 92% reflectivity.

LENS: UV-stabilized, high impact resistant, virgin injection molded polycarbonate. Close tolerance push/turn/lock-in-place mating of injection molded lens and lens base. Lens and lens base secured with one concealed captive Torx® with center pin fastener.

LENS BASE: Marine grade die-cast aluminum. Standard matte black, matte white or optional dark bronze exterior TGIC polyester powder coat – 5-step pre-treatment.

GASKETING: Closed cell, silicone "O" ring gaskets positioned in gasket channels of lens base and housing.

HARDWARE: One stainless steel Torx® with center pin fastener.

ELECTRICAL: Available in 3500K, 4000K, and 5000K color temperatures, 80 CRI. 120-277VAC, 50/60Hz electrical input with high power factor electronic, constant-current driver (>.90 PF). Standard 0-10V dimming with 1-100% range; maximum driver source of 200 µA.

INSTALLATION: See [Technical Sheets](#) for semi-recessed installation details, mounting options and rough-in box part number.

PHOTOMETRICS: Photometry tested to the IESNA LM-79-08 standard by an ILAC/ISO17025 accredited laboratory. For additional photometric data, please go to www.kenall.com.

WARRANTY: Limited five (5) year LED warranty.

LISTINGS: Luminaire is certified to UL Standards by either Underwriters Laboratory or Intertek Testing Laboratory for Wet Location (listing includes Emergency Battery Pack "LEL" option). UL certified IP64 per IEC 60598. IESNA-designated full cut-off. IESNA designated "Full Cutoff" when ceiling mounted.



ORDERING INFORMATION (Ex: MR13FFR-ND-PP-DB-20L50K-DV)

Model	Mounting Type	Lens Type	Finish	Lamp Type	Voltage	Options	Accessories
PP							
Model MR13FFR 13" Dia. MR17FFR 17" Dia.			Finish DB Dark Bronze MB Matte Black MW Matte White			Options LEL† LED Emergency Battery Backup (n/a with 347V) 10KV† IEEE C62.41.2 C High Surge Protector FS Single Fuse & Holder NAT Natatorium Environment Option	
Mounting Type PP Pour-in-Place or Masonry ND Non IC (Deep Profile) NL Non IC (Low Profile) CC* Canopy (Covered Top) CO* Canopy (Open Top)			Lamp Type MR13FFR 10L35K 10 Watt 3500K LED 10L40K 10 Watt 4000K LED 10L50K 10 Watt 5000K LED 20L35K 20 Watt 3500K LED 20L40K 20 Watt 4000K LED 20L50K 20 Watt 5000K LED MR17FFR 15L35K 15 Watt 3500K LED 15L40K 15 Watt 4000K LED 15L50K 15 Watt 5000K LED 25L35K 25 Watt 3500K LED 25L40K 25 Watt 4000K LED 25L50K 25 Watt 5000K LED				Accessories 9500 Torx® Screwdriver * Ceiling Mounting Only † LEL and 10KV options not available in conjunction
Lens Type PP Pearlescent Polycarbonate			Voltage 347 347 Volts DV 120-277 Volts				



www.kenall.com

P: 800-4-Kenall

F: 262-891-9701

10200 55th Street Kenosha, Wisconsin 53144

When you see this image, you will know the Kenall product shown or described is designed and manufactured in the USA with components purchased from US suppliers, and meets the Buy American requirements under the ARRA. Kenall has not determined the origin of its domestically purchased components or the subcomponents thereof. May be covered by patents found at www.kenall.com/patents. Content of specification sheets is subject to change; please consult www.kenall.com for current product details. © 2018 Kenall Mfg. Co. All rights reserved.

MR_FFR-100918

MILLENIUM EDGE™

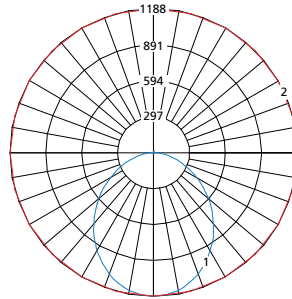
MR13/MR17 SERIES – FLAT FACE SEMI-RECESSED

PERFORMANCE

Model	Lamp Type	Initial Delivered Lumens		Input Power (W)	Drive Current (mA)	Estd. L70 LED Life (hrs)
		@ 25°C (lm)	Efficacy (lm/W)			
MR13FFR	10L35K	1,111	86	13	94	130,000
	10L40K	1,111	86	13	94	130,000
	10L50K	1,212	94	13	94	130,000
	20L35K	2,145	91	24	94	130,000
	20L40K	2,145	91	24	94	130,000
	20L50K	2,338	99	24	94	130,000
MR17FFR	15L35K	2,006	102	20	40	130,000
	15L40K	2,006	102	20	40	130,000
	15L50K	2,187	111	20	40	130,000
	25L35K	2,941	100	29	63	130,000
	25L40K	2,941	100	29	63	130,000
	25L50K	3,206	109	29	63	130,000

Info subject to change. Visit www.kenall.com for IES files and additional information.

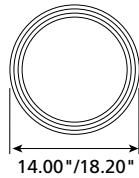
Model: MR17FFR-PP-MW-25L40K-DCC-DV



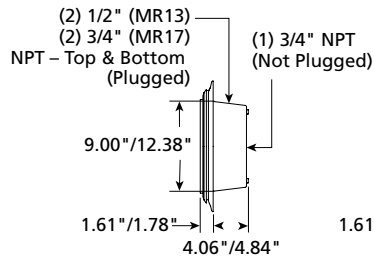
Max Candela = 1188 Located At Horizontal Angle = 0, Vertical Angle = 0
 1 - Vertical Plane Through Horizontal Angles (0-180) (Through Max. Cd.)
 2 - Horizontal Cone Through Vertical Angle (0) (Through Max. Cd.)

DIMENSIONAL DATA

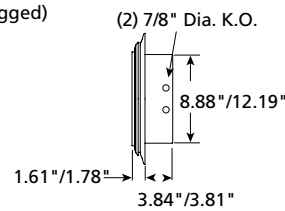
CROSS SECTION
MR13FFR / MR17FFR



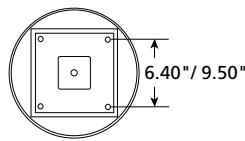
PP, ND & CO SIDE VIEW



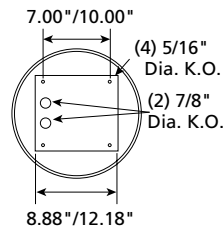
NL, CC SIDE VIEW



PP, ND & CO BACK VIEW



NL, CC BACK VIEW



www.kenall.com

P: 800-4-Kenall

F: 262-891-9701

10200 55th Street Kenosha, Wisconsin 53144

When you see this image, you will know the Kenall product shown or described is designed and manufactured in the USA with components purchased from US suppliers, and meets the Buy American requirements under the ARRA. Kenall has not determined the origin of its domestically purchased components or the subcomponents thereof. May be covered by patents found at www.kenall.com/patents. Content of specification sheets is subject to change; please consult www.kenall.com for current product details. © 2018 Kenall Mfg. Co. All rights reserved.

MR_FFR-100918