

# HERCULUX™

## H612 SERIES – MEDIUM PROFILE HOUSING

### PRODUCT FEATURES:

- » Surface wall mount – nominal 6"W x 12"L x 6"D
- » Heavy die-cast aluminum housing
- » UV-stabilized, injection molded polycarbonate lens
- » Stainless steel Torx® fasteners



### PROJECT INFORMATION

Job Name \_\_\_\_\_

Fixture Type \_\_\_\_\_

Catalog Number \_\_\_\_\_

Approved by \_\_\_\_\_

### SPECIFICATIONS

**HOUSING:** One-piece heavy duty die-cast, low-copper aluminum housing. Housing flange interlocks around lens producing maximum moisture deflection and resistance to prying. Housing provided with four standoff mounting holes. One 3/4" IPS tapped hole on back of housing. Two 3/4" IPS tapped and plugged holes on sides of housing – see Cross Section/Details. Standard housing in dark bronze TGIC polyester powder coat – 5-stage pre-treatment.

**REFLECTOR:** High reflectance painted aluminum.

**LENS:** One-piece wraparound lens (UV-stabilized, high impact, virgin injection molded polycarbonate). Smooth exterior, prismatic interior. Nominal thickness: 0.125".

**EYELID:** High-impact resistant, UV-stabilized injection molded opaque dark bronze polycarbonate. See Ordering Information for optional finishes to match housing.

**GASKET:** Die-cut closed cell neoprene gasket seals die-cast housing to mounting surface. Lens inset into housing and sealed to integral ledge with one "O" ring closed cell silicone gasket.

**HARDWARE:** Four captive stainless steel Torx® with center pin fasteners secure lens/eyelid to housing. Shoulder fastener design and washer prevent lens/eyelid stress due to over torquing.

**ELECTRICAL:** Available in 3500K, 4000K, and 5000K color temperatures, 80 CRI. 120-277VAC or 347VAC, 50/60Hz electrical input with high power factor electronic, constant-current driver (>.90 PF). Standard 0-10V dimming with 1-100% range; maximum driver source of 200 µA.

**INSTALLATION:** Standard four-point mounting required for Peace of Mind Guarantee®.

**PHOTOMETRICS:** Photometry tested to the IESNA LM-79-08 standard by an ILAC/ISO17025 accredited laboratory. For additional photometric data, please go to [www.kenall.com](http://www.kenall.com).

**WARRANTY:** Limited five (5) year LED warranty.

**LISTINGS:** Luminaire is certified to UL Standards by Intertek Testing Laboratory for Wet Location.



### ORDERING INFORMATION (Ex: H612FM-PP-DB-25L40K-DV)

Model	Lens Type	Finish	Lamp Type	Voltage	Options	Accessories
<b>PP</b>						
<b>Model</b>			<b>Lamp Type</b>		<b>Options</b>	
H612EM	Eyelid		15L35K 15 Watt 3500K LED		BPC Photo Control – Button Type (120 or 277V only)	
H612FM	Full Face		15L40K 15 Watt 4000K LED		FS Single Fuse & Holder	
			15L50K 15 Watt 5000K LED			
<b>Lens Type</b>			25L35K 25 Watt 3500K LED		<b>Accessory</b>	
PP	Pearlescent Polycarbonate		25L40K 25 Watt 4000K LED		9500 Torx® Screwdriver	
			25L50K 25 Watt 5000K LED			
<b>Finish</b>			<b>Voltage</b>			
DB	Dark Bronze		120 120 Volts			
MB	Matte Black		277 277 Volts			
MW	Matte White		347† 347 Volts			
LG	Light Gray		DV† 120-277 Volts			
SL	Silver					
FG	Forest Green					
CC	Custom Color (Consult factory)					



[www.kenall.com](http://www.kenall.com)

P: 800-4-Kenall

F: 262-891-9701

10200 55th Street Kenosha, Wisconsin 53144

When you see this image, you will know the Kenall product shown or described is designed and manufactured in the USA with components purchased from US suppliers, and meets the Buy American requirements under the ARRA. Kenall has not determined the origin of its domestically purchased components or the subcomponents thereof. May be covered by patents found at [www.kenall.com/patents](http://www.kenall.com/patents). Content of specification sheets is subject to change; please consult [www.kenall.com](http://www.kenall.com) for current product details. © 2018 Kenall Mfg. Co. All rights reserved.

H612\_EM\_FM-100918

# HERCULUX™

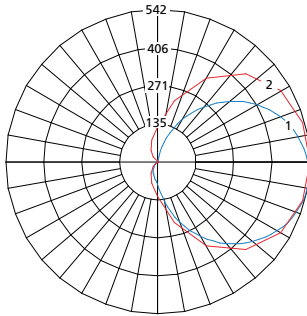
## H612 SERIES – MEDIUM PROFILE HOUSING

### PERFORMANCE

Model	Lamp Type	Initial Delivered Lumens		Input Power (W)	Drive Current (mA)	Estd. L70 LED Life (Hrs)
		@ 25°C	Efficacy (lm/W)			
H612EM	15L35K	1349	72	19	140	85,000
	15L40K	1349	72	19	140	85,000
	15L50K	1470	79	19	140	85,000
	25L35K	2164	74	29	117	85,000
	25L40K	2164	74	29	117	85,000
	25L50K	2359	81	29	117	85,000
H612FM	15L35K	1959	99	20	140	85,000
	15L40K	1959	99	20	140	85,000
	15L50K	2135	108	20	140	85,000
	25L35K	2872	96	30	117	85,000
	25L40K	2872	96	30	117	85,000
	25L50K	3130	105	30	117	85,000

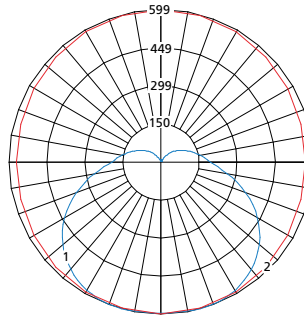
Information subject to change. Visit [www.kenall.com](http://www.kenall.com) for IES files and additional information.

Model: H612EM-PP-MW-25L40K-DV



Max Candela = 542 Located At Horizontal Angle = 0, Vertical Angle = 82.5  
 — 1 - Vertical Plane Through Horizontal Angles (0-180) (Through Max. Cd.)  
 — 2 - Horizontal Cone Through Vertical Angle (82.5) (Through Max. Cd.)

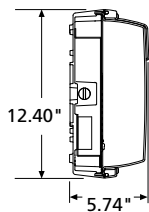
Model: H612FM-PP-MW-25L40K-DV



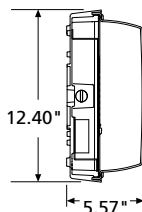
Max Candela = 599 Located At Horizontal Angle = 90, Vertical Angle = 17.5  
 — 1 - Vertical Plane Through Horizontal Angles (90-270) (Through Max. Cd.)  
 — 2 - Horizontal Cone Through Vertical Angle (17.5) (Through Max. Cd.)

### DIMENSIONAL DATA

#### CROSS SECTION / DETAILS

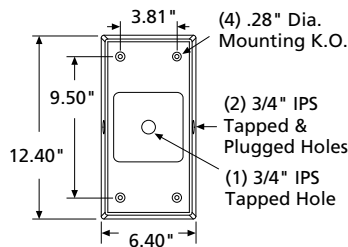


H612EM



H612FM

#### BACK MOUNTING VIEW



(4) .28" Dia. Mounting K.O.

(2) 3/4" IPS Tapped & Plugged Holes

(1) 3/4" IPS Tapped Hole



[www.kenall.com](http://www.kenall.com)

P: 800-4-Kenall

F: 262-891-9701

10200 55th Street Kenosha, Wisconsin 53144

When you see this image, you will know the Kenall product shown or described is designed and manufactured in the USA with components purchased from US suppliers, and meets the Buy American requirements under the ARRA. Kenall has not determined the origin of its domestically purchased components or the subcomponents thereof. May be covered by patents found at [www.kenall.com/patents](http://www.kenall.com/patents). Content of specification sheets is subject to change; please consult [www.kenall.com](http://www.kenall.com) for current product details. © 2018 Kenall Mfg. Co. All rights reserved.