

HERCULUX™

H1212 SERIES – DEEP PROFILE HOUSING

PRODUCT FEATURES:

- » Surface mount – wall (H1212ED), ceiling or wall (H1212FD); nominal 12"W×12"L×9"D
- » Heavy die-cast aluminum housing
- » UV-stabilized, injection molded polycarbonate lens
- » Stainless steel Torx® fasteners



PROJECT INFORMATION

Job Name _____

Fixture Type _____

Catalog Number _____

Approved by _____

SPECIFICATIONS

HOUSING: One-piece heavy duty die-cast, low-copper aluminum housing. Housing flange interlocks around lens producing maximum moisture deflection and resistance to prying. Housing provided with four standoff mounting holes. One 3/4" IPS tapped hole on back of housing. Standard housing in dark bronze TGIC polyester powder coat – 5-stage pre-treatment.

H1212ED: Two 3/4" IPS tapped and plugged holes on top and bottom of housing – see Cross Section/Details. **H1212FD:** Two 3/4" IPS tapped and plugged holes on sides of housing – see Cross Section/Details.

REFLECTOR: High reflectance painted aluminum.

LENS: One-piece wraparound lens (UV-stabilized, high impact, virgin injection molded polycarbonate). Smooth exterior, prismatic interior. Nominal thickness: 0.125".

EYELID: High-impact resistant, UV-stabilized injection molded opaque dark bronze polycarbonate. See Ordering Information for optional finishes to match housing.

GASKET: Die-cut closed cell neoprene gasket seals die-cast housing to mounting surface. Refractor inset into housing and sealed to integral ledge with one "O" ring closed cell silicone gasket.

HARDWARE: Four captive stainless steel Torx® with center pin fasteners secure refractor/eyelid to housing. Shoulder fastener design and washer prevent lens/eyelid stress due to over torquing.

ELECTRICAL: Available in 3500K, 4000K, and 5000K color temperatures, 80 CRI. 120-277VAC or 347VAC, 50/60Hz electrical input with high power factor electronic, constant-current driver (>.90 PF). Standard 0-10V dimming with 1-100% range; maximum driver source of 200 µA. Optional embedded microwave motion sensor (MS) has factory default settings of 20 minute time out, dims down to 30%.

INSTALLATION: Standard four-point mounting required for Peace of Mind Guarantee®.

PHOTOMETRICS: Photometry tested to the IESNA LM-79-08 standard by an ILAC/ISO17025 accredited laboratory. For additional photometric data, please go to www.kenall.com.

WARRANTY: Limited five (5) year LED warranty.

LISTINGS: Luminaire is certified to UL Standards by Intertek Testing Laboratory for Wet Location.



ORDERING INFORMATION (Ex: H1212FD-PP-DB-50L50K-DV)

Model	Lens Type	Finish	Lamp Type	Voltage	Options	Accessories
PP						
Model			Lamp Type		Options	
H1212ED	Eyelid (wall mount only)		15L35K	15 Watt 3500K LED (H1212ED only)	LEL†	LED Emergency Battery Backup (n/a with 50L, n/a with 347V)
H1212FD	Full Face		15L40K	15 Watt 4000K LED (H1212ED only)	MS†	Motion Sensor (n/a with 347V)
Lens Type			15L50K	15 Watt 5000K LED (H1212ED only)	BPC*	Photo Control – Button Type (120 or 277V only)
PP	Pearlescent Polycarbonate		25L35K	25 Watt 3500K LED	10KV†	IEE C62.41.2 C High Surge Protector
Finish			25L40K	25 Watt 4000K LED	FS	Single Fuse & Holder
DB	Dark Bronze		25L50K	25 Watt 5000K LED	QMS†	Quick Mount System (n/a with H1212ED, n/a with 347V) – Damp Location Only (Mounting base ordered separately – see Accessories)
MB	Matte Black		50L35K	50 Watt 3500K LED (H1212FD only)		
MW	Matte White		50L40K	50 Watt 4000K LED (H1212FD only)	Accessories	
LG	Light Gray		50L50K	50 Watt 5000K LED (H1212FD only)	9100C	Quick Mount System Mounting Base – for use with QMS option fixtures (n/a with H1212ED, n/a with 347V)
SL	Silver				9500	Torx® Screwdriver
FG	Forest Green		Voltage			
CC	Custom Color (Consult factory)		120	120 Volts	▲	n/a with BPC
			277	277 Volts	*	n/a with 347 or DV Voltage type
			347▲	347 Volts	†	LEL not available in conjunction with: QMS, 10KV, or MS option
			DV▲	120-277 Volts		



www.kenall.com

P: 800-4-Kenall

F: 262-891-9701

10200 55th Street Kenosha, Wisconsin 53144

When you see this image, you will know the Kenall product shown or described is designed and manufactured in the USA with components purchased from US suppliers, and meets the Buy American requirements under the ARRA. Kenall has not determined the origin of its domestically purchased components or the subcomponents thereof. May be covered by patents found at www.kenall.com/patents. Content of specification sheets is subject to change; please consult www.kenall.com for current product details. © 2018 Kenall Mfg. Co. All rights reserved.

HERCULUX™

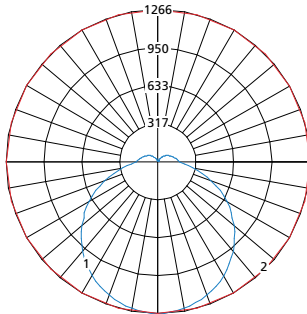
H1212 SERIES – DEEP PROFILE HOUSING

PERFORMANCE

Model	Lamp Type	Initial Delivered Lumens		Input Power (W)	Drive Current (mA)	Estd. L70 LED Life (Hrs)
		@ 25°C	Efficacy (lm/W)			
H1212ED	15L35K	1644	87	19	75	100,000
	15L40K	1644	87	19	75	100,000
	15L50K	1792	94	19	75	100,000
	25L35K	2411	85	28	63	85,000
	25L40K	2411	85	28	63	85,000
	25L50K	2628	92	28	63	85,000
H1212FD	25L35K	3026	107	28	58	100,000
	25L40K	3026	107	28	58	100,000
	25L50K	3298	117	28	58	100,000
	50L35K	5054	93	54	117	85,000
	50L40K	5054	93	54	117	85,000
	50L50K	5509	102	54	117	85,000

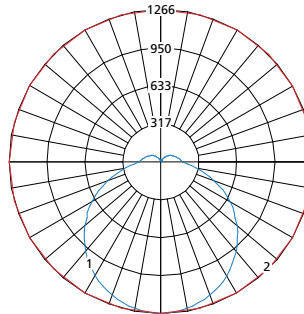
Information subject to change. Visit www.kenall.com for IES files and additional information.

Model: H1212ED-PP-MW-25L40K-DV



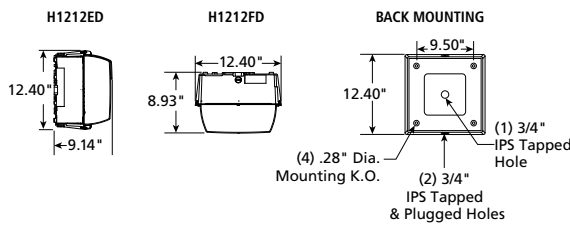
Max Candela = 650 Located At Horizontal Angle = 0, Vertical Angle = 75
 — 1 - Vertical Plane Through Horizontal Angles (0-180) (Through Max. Cd.)
 — 2 - Horizontal Cone Through Vertical Angle (75) (Through Max. Cd.)

Model: H1212FD-PP-MW-50L40K-DV

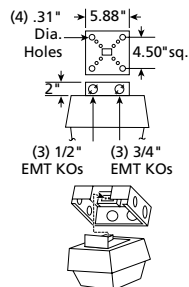


Max Candela = 1266 Located At Horizontal Angle = 0, Vertical Angle = 0
 — 1 - Vertical Plane Through Horizontal Angles (0-180) (Through Max. Cd.)
 — 2 - Horizontal Cone Through Vertical Angle (0) (Through Max. Cd.)

DIMENSIONAL DATA



QUICK MOUNT (QMS OPTION) (DAMP LOCATION ONLY)



www.kenall.com

P: 800-4-Kenall

F: 262-891-9701

10200 55th Street Kenosha, Wisconsin 53144

When you see this image, you will know the Kenall product shown or described is designed and manufactured in the USA with components purchased from US suppliers, and meets the Buy American requirements under the ARRA. Kenall has not determined the origin of its domestically purchased components or the subcomponents thereof. May be covered by patents found at www.kenall.com/patents. Content of specification sheets is subject to change; please consult www.kenall.com for current product details. © 2018 Kenall Mfg. Co. All rights reserved.