

MILLENIUM FREESCALE™

FS824 SERIES

PRODUCT FEATURES:

- » Surface mount – wall or ceiling; 12"W×29"H×6"D
- » Marine grade aluminum baseplate
- » Round or Triangle 100% DR acrylic lens options with multiple lens frame styles
- » UL certified IP65 per IEC 60598



FS824R

FS824T

PROJECT INFORMATION

Job Name _____

Fixture Type _____

Catalog Number _____

Approved by _____

SPECIFICATIONS

BASEPLATE: Die-formed marine grade aluminum; welded corners. Baseplate provided with four-point mounting holes, one wireway hole – see Cross Section/Details. TGIC Polyester powder coat – 5-stage pre-treatment; Salt spray test: 1,000 hours.

REFLECTOR: Die-formed marine grade aluminum. Full reflector/wire cover – 92% reflectivity.

LENS: UV-stabilized, high impact resistant, pressure formed pearlescent 100% DR acrylic. Nominal thickness .125". Lens secured in place by lens frame and sealed to baseplate with closed cell silicone gasket.

LENS FRAME/CROSS BARS: Marine grade aluminum; secured to baseplate with tamper-resistant stainless steel Torx® with center pin fasteners. Cross bars nominal thickness .25". Post assembly TGIC polyester powder coat – 5-stage pre-treatment; Salt spray test: 1,000 hours. Optional perf insert 30% open, stainless steel. See Ordering Information for standard, optional, architectural, and custom finishes.

HARDWARE: Four stainless steel Torx® with center pin fasteners. Internal brackets and fasteners are non-corrosive. Surface Conduit Adapter (SCA) accessory – stainless steel trim frame assembly with integral J-box; finished to match lens frame (n/a with CA finish). Water-tight conduit fittings supplied by others. Rough Service Adapter (RSA) accessory – stainless steel plate (adds .625" height) finished to match lens frame (n/a with CA finish). Stainless steel fasteners provided for mounting fixture to RSA or SCA.

ELECTRICAL: **LED:** Available 3500K, 4000K and 5000K color temperatures, 82 CRI. 120-277VAC, 50/60Hz electrical input with serviceable high power factor electronic, constant-current driver (<20% THD, >0.95 PF). Standard 0-10V dimming with 10-100% range, maximum driver source of 500 µA. **LE:** Fluorescent magnetic ballasts – 120-277V power factor corrected, fluorescent electronic 120-277V and dual voltage ballasts high power factor (<10% THD).

INSTALLATION: Standard four-point mounting required for Peace of Mind Guarantee®.

PHOTOMETRICS: Photometry tested to the IESNA LM-79-08 standard by an ILAC/ISO17025 accredited laboratory. For photometric information, go to www.kenall.com.

WARRANTY: Limited five (5) year LED warranty.

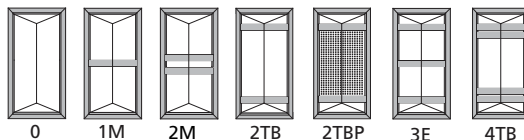
LISTINGS: UL and CUL listed for Wet Location. UL certified IP65 per IEC 60598.



ORDERING INFORMATION (Ex: FS824R-1M-PIA-DB-33L40K-1-277-FS)

Model	Lens Frame	Lens Type	Finish	Lamp Type	Lamp Qty	Voltage	Options	Accessories
Model				Lamp Type (Qty/Ballast/Volt./Starting Temp)			Options	
FS824R Round				33L35K 33 Watt 3500K LED			CEL ¹ One Lamp Emergency Pack (0°F) with deep housing surface adapter (120-277V only) (Available with F17T8 only)	
FS824T Triangle				33L40K 33 Watt 4000K LED			EL ¹ One Lamp Emergency Pack (32°F)	
				33L50K 33 Watt 5000K LED			347V available with F17T8 only and includes deep housing surface adapter.‡	
Lens Frame				14 F14T5 (1,2/RS/120,277/0°F)			FS Single Fuse & Holder (n/a with 347V)	
0 No Bars				17 F17T8 (1,2/IS/120,277,347/0°F)			PH Phillips Head Fasteners	
1M One Bar – Middle				24 F24T5HO (1,2/RS/120,277/0°F)			PC Photo Control with deep housing surface adapter (n/a with 347V or DV)	
2M Two Bars – Middle					Lamp Quantity (See Lamp Type)		Accessories	
2TB Two Bars – Top & Bottom					1 One Lamp		SCA ^P Surface Conduit Adapter	
2TBP Two Horizontal Bars w/Perf					2 Two Lamps		CP ^P Rough Surface Adapter	
3E Three Bars – Even Spaced							9500 Torx® Screwdriver	
4TB Four Bars – Top & Bottom							D-0552 Torx® Driver Bit	
Lens Type								
PIA Pearlescent High Impact 100% DR Acrylic								
MPA Matte Pearlescent High Impact 100% DR Acrylic								
Finish								
BR Bronze								
CS Cool Satin Aluminum								
DB Dark Bronze								
FG Forest Green								
LG Light Gray								
MB Matte Black								
MW Matte White								
WS Warm Satin Aluminum								
CC Custom Color (Consult factory)								

LENS FRAME



www.kenall.com

P: 800-4-Kenall

F: 262-891-9701

10200 55th Street Kenosha, Wisconsin 53144

When you see this image, you will know the Kenall product shown or described is designed and manufactured in the USA with components purchased from US suppliers, and meets the Buy American requirements under the ARRA. Kenall has not determined the origin of its domestically purchased components or the subcomponents thereof. May be covered by patents found at www.kenall.com/patents. Content of specification sheets is subject to change; please consult www.kenall.com for current product details. © 2018 Kenall Mfg. Co. All rights reserved.

MILLENIUM FREESCALE™

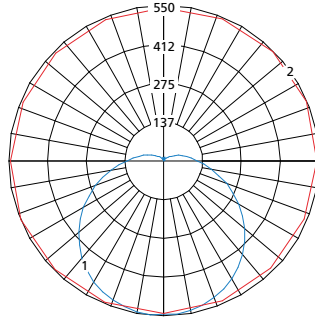
FS824 SERIES – Technical Data

PERFORMANCE

Lamp Type	Initial Delivered Lumens		Input Power (W)	Drive Current (mA)	Estd. L70 LED Life (Hrs)
	@ 25°C	Efficacy (lm/W)			
33L35K	2488	67	37	94	80,000
33L40K	2652	72	37	94	80,000
33L50K	2758	75	37	94	80,000

Displayed info is for PIA lens only. Infor subject to change. Visit www.kenall.com for IES files and additional information.

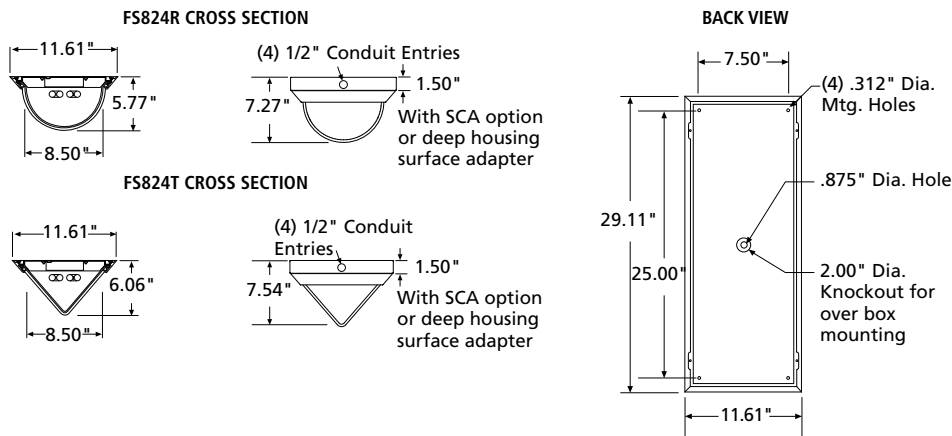
Model: FS824T-2TB-PIA-MB-33L40K-DV



Maximum Candela = 550 Located At Horizontal Angle = 202.5, Vertical Angle = 5

1 - Vertical Plane Through Horizontal Angles (202.5-22.5) (Through Max. Cd.)
 2 - Horizontal Cone Through Vertical Angle (5) (Through Max. Cd.)

DIMENSIONAL DATA



www.kenall.com

P: 800-4-Kenall

F: 262-891-9701

10200 55th Street Kenosha, Wisconsin 53144

When you see this image, you will know the Kenall product shown or described is designed and manufactured in the USA with components purchased from US suppliers, and meets the Buy American requirements under the ARRA. Kenall has not determined the origin of its domestically purchased components or the subcomponents thereof. May be covered by patents found at www.kenall.com/patents. Content of specification sheets is subject to change; please consult www.kenall.com for current product details. © 2018 Kenall Mfg. Co. All rights reserved.