

MIGHTY MAC™

WCBS SERIES

PRODUCT FEATURES:

- » Bullnose profile, wall-mounted luminaire with bi-directional illumination (up/down)
- » Innovative door-free design eliminates the possibility of contraband concealment and tampering
- » Designed for permanent installation
- » One-piece, TIG-welded housing with reinforced, continuous lens retention
- » LED thermal management and under-stressed driver to promote long life expectancy



PROJECT INFORMATION

Job Name _____

Fixture Type _____

Catalog Number _____

Approved by _____

SPECIFICATIONS

HOUSING: One-piece die-formed prime grade material as specified – see Ordering Information. Cold-rolled steel and painted stainless steel options are finished with a gloss white TGIC polyester powder coat finish with 5-stage pre-treatment. Continuous seam-welded and smoothed corners with no post grinding (TIG). Housing resistant to penetration and contraband concealment. One-piece concealed lens retention bracket.

OPTICS: High-efficiency diffused, impact-resistant acrylic inner lens with clear polycarbonate or tempered glass outer lens. See Ordering Information for selection options. Maximum 0.500" overall thickness.

LED MODULE: Serviceable mid-power LED array. 3500K, 4000K and 5000K color temperature options with maximum 3-step MacAdam variation allowance. Minimum 82CRI standard (R9>20) with 90CRI (R9>50) optional.

DRIVER: 120-277VAC or 347VAC, 50/60Hz electrical input with serviceable constant-current driver (<20% THD, >0.90 PF). Minimum 85% driver efficiency. Standard 0-10V dimming with 1-100% range and dim-to-dark capabilities (non dim-to-dark with 347V); maximum 165µA maximum source current. Optional eldoLED ECOdrive DALI drivers with 1-100% range and Lutron EcoSystem dimming drivers with 1-100% range and Soft On, Fade-to-Black.

CONTROLS: Optional embedded microwave motion sensor (MS) has factory default settings of 20 minute time out, dims down to 30%.

INSTALLATION: Wall-mount installation via external mounting holes using six (6) high-security bolts (provided by others).

WARRANTY: Limited five (5) year LED and driver warranty.

LISTINGS: Luminaire is certified to UL Standards by Intertek Testing Laboratory for Damp Location.



ORDERING INFORMATION (Ex: WCBS-3-0-35L/35L-35K8-DIM1-DV-SYM/B-FS)

Model	Length	Hsg. Material	Lamp Power	Lamp Color	Driver Type	Voltage	Lens (Inner/Outer)	Options
WCBS	3						SYM /	
Length		Driver Type		Lens (Inner/Outer)				
3	3' Nominal	DIM1	0-10V Dimming to 1%	SYM	.125" Diffused DR Acrylic (n/a as outer lens)			
Housing Material		DALI	DALI Dimming to 1%	G	.125" Clear Polycarbonate			
0	14-Ga CRS in Gloss White	ECO1	Lutron Hi-Lume 1% EcoSystem®	7	.187" Clear Polycarbonate			
3	14-Ga Type 304 Stainless Steel in Gloss White	Voltage		8	.187" Clear Tempered Glass			
Lamp Power		DV	120-277VAC, 50/60Hz	9	.250" Clear Polycarbonate			
24L/24L	24 Watt LED Up / 24 Watt LED Down	347	347VAC, 60Hz (DIM1 only)	A	.250" Clear Tempered Glass			
35L/35L	35 Watt LED Up / 35 Watt LED Down			B	.375" Clear Polycarbonate			
Lamp Color				C	.375" Clear Tempered Glass			
35K8	3500K / 82 CRI min.			Options				
35K9	3500K / 90 CRI min.			LELST	Integral 6W Self-Testing Emergency Battery Backup (n/a 347V)			
40K8	4000K / 82 CRI min.			FS	Single Fuse & Holder			
40K9	4000K / 90 CRI min.			MS	Embedded Microwave Motion Sensor (DIM1 only; n/a 347V)			
50K8	5000K / 82 CRI min.			NLW	2700K White LED Night Light (n/a 347V)			
				NLA	Amber LED Night Light (n/a 347V)			
				2C	Two-Circuit Wiring			



www.kenall.com | P: 800-4-Kenall | F: 262-891-9701 | 10200 55th Street Kenosha, Wisconsin 53144, USA

A brand of **legrand**

This product complies with the Buy American Act: manufactured in the United States with more than 50% of the component cost of US origin. It may be covered by patents found at www.kenall.com/patents. Content of specification sheets is subject to change; please consult www.kenall.com for current product details. ©2019 Kenall Mfg. Co.

MIGHTY MAC™

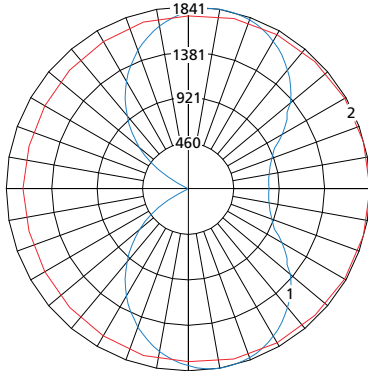
WCBS SERIES

PERFORMANCE

Lamp Power	Initial Delivered Lumens, by CCT (lm)					Efficacy (lm/W)	Input Power (W)	Drive Current (mA)	Estd. L70 LED Life (Hrs)
	35K8	35K9	40K8	40K9	50K8				
24/24L	7,000	6,056	7,137	6,115	7,334	106 - 128	57	94	80,000
35/35L	9,797	8,476	9,990	8,559	10,265	104 - 127	81	131	65,000

NOTE: All products tested with SYM/B lens configuration. See "Lumen Output Scaling Factor" table for output values with alternate lens configurations. Information subject to change without notice. Visit www.kenall.com for IES files and additional information.

Model: WCBS-3-y-35L/35L-40K8-DIM1-zzz-SYM-B



Maximum Candela = 1841 Located At Horizontal Angle = 0, Vertical Angle = 10

- 1 - Vertical Plane Through Horizontal Angles (0-180) (Through Max. Cd.)
- 2 - Horizontal Cone Through Vertical Angle (10) (Through Max. Cd.)

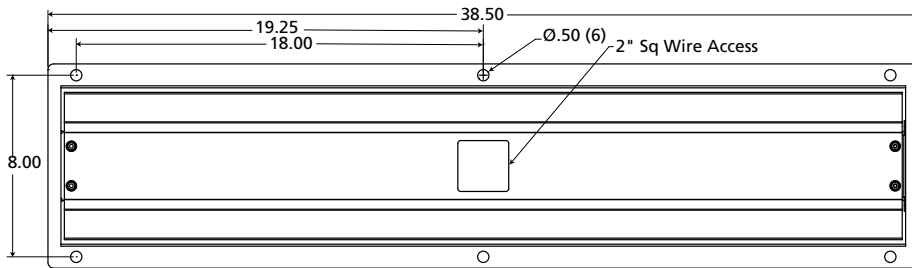
LUMEN OUTPUT SCALING FACTORS

Lens Configuration	Outer Lens	Scaling Factor
SYM/G	1/8" Clear PC	1.10
SYM/7	3/16" Clear PC	1.06
SYM/8	3/16" Clear TG	1.06
SYM/9	1/4" Clear PC	1.03
SYM/B	3/8" Clear PC	1.00
SYM/C	3/8" Clear TG	1.03

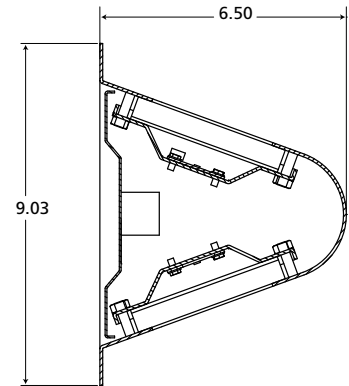
NOTE: Use this table to determine the lumen output and efficacy with the desired lens configuration by multiplying the provided value with the appropriate number in the 'Performance' table above.

DIMENSIONAL DATA

BACK VIEW



CROSS SECTION



www.kenall.com | P: 800-4-Kenall | F: 262-891-9701 | 10200 55th Street Kenosha, Wisconsin 53144, USA

This product complies with the Buy American Act: manufactured in the United States with more than 50% of the component cost of US origin. It may be covered by patents found at www.kenall.com/patents. Content of specification sheets is subject to change; please consult www.kenall.com for current product details. ©2019 Kenall Mfg. Co.

A brand of **legrand**