

# TEKLINK™ TL50 FOR TOPDEK™ POST TOP Control System Specification & User Guide

## TPDPT-TL50 SYSTEM

### PRODUCT FEATURES:

- » Integral PIR occupancy detection
- » Adjustable dimmed state light level
- » Forward sensor positioning for minimized pole dead zone
- » Suitable for new and retrofit installations



### PROJECT INFORMATION

Job Name \_\_\_\_\_

Fixture Type \_\_\_\_\_

Catalog Number \_\_\_\_\_

Approved by \_\_\_\_\_

### SPECIFICATIONS:

**TEKLINK SENSOR:** Integral passive-infrared (PIR) occupancy and daylight detection with adjustable dim-level setting. Low-voltage provided by Kenall LED power supply. Lenses options provide 357° coverage at various mounting heights and coverage areas. Adjustable occupancy time-out delay: up to 30 minutes. Please see control mode, time-out, and dim-level setting details on page 2.

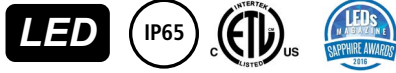
**HOUSING:** Marine-grade die-cast aluminum with closed-cell gasketing. TGIC polyester powder coat finish with 5-step pre-treatment to match TPDPT26 finish selection.

**INSTALLATION:** Control components and sensor housing pre-attached to TPDPT26 housing at factory.

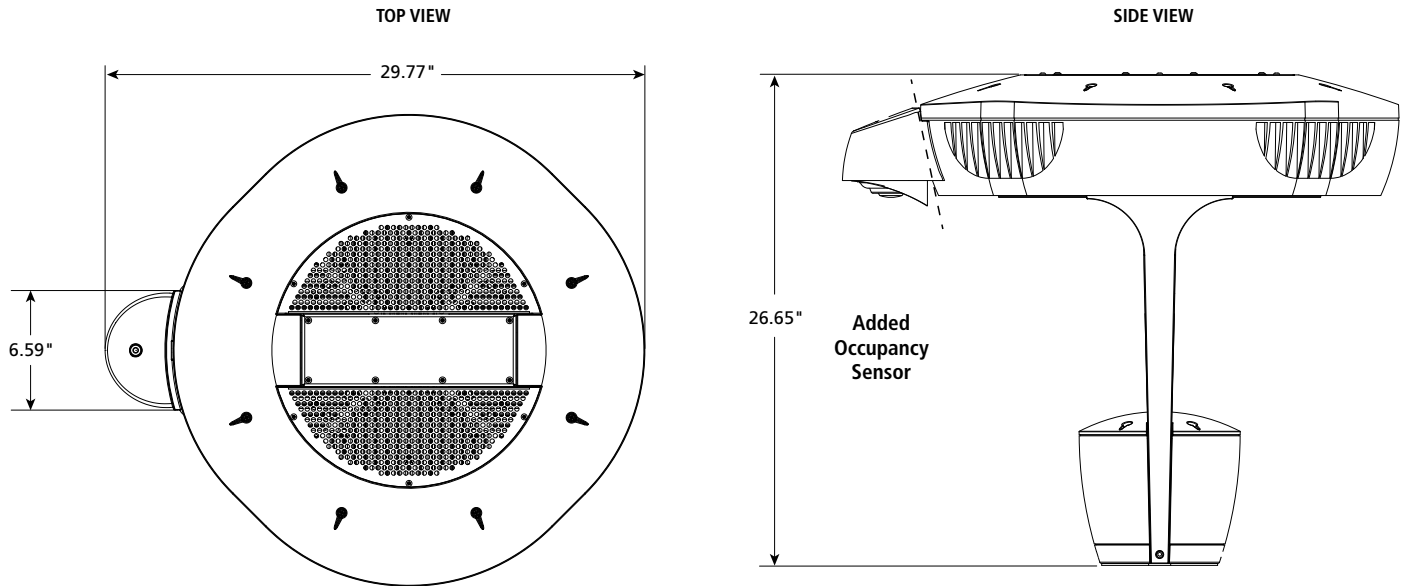
**WARRANTY:** Limited five (5) year warranty.

**LISTINGS:** Luminaire is certified to UL Standards by Intertek Testing Laboratory for Wet Location. UL certified IP65 per IEC 60598.

**NOTE:** See TPDPT26 spec sheet for TekLink™ TL50 control system ordering information.



### DIMENSIONAL DATA



Lens Option	Lens Angle	Maximum Coverage	Mounting Height
L488	360°	48' diameter	8'
L6020	360°	60' diameter	20'



www.kenall.com

P: 800-4-Kenall

F: 262-891-9701

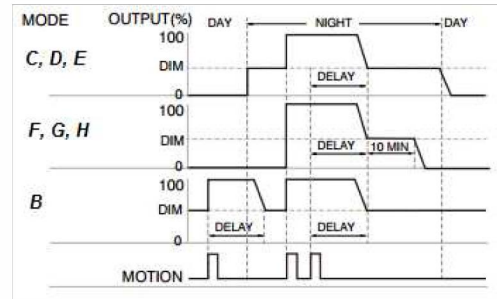
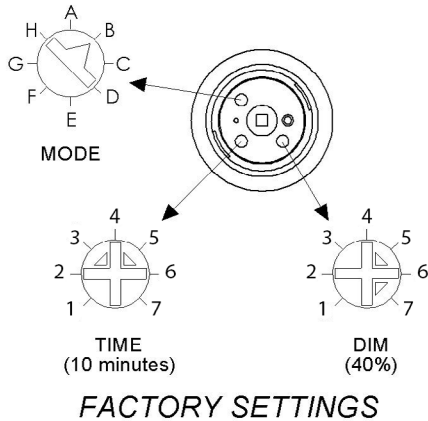
10200 55th Street Kenosha, Wisconsin 53144

When you see this image, you will know the Kenall product shown or described is designed and manufactured in the USA with components purchased from US suppliers, and meets the Buy American requirements under the ARRA. Kenall has not determined the origin of its domestically purchased components or the subcomponents thereof. May be covered by patents found at [www.kenall.com/patents](http://www.kenall.com/patents). Content of specification sheets is subject to change; please consult [www.kenall.com](http://www.kenall.com) for current product details. © 2018 Kenall Mfg. Co. All rights reserved.

# TEKLINK™ TL50 FOR TOPDEK™ POST TOP

## Control System Specification & User Guide

### TPDPT-TL50 SYSTEM



### MODE

- A. Testing: This mode used to test the sensor is operational
  - Light will switch ON for 5 seconds and dim for 10 seconds when movement is detected.
- B. Hi-Low (Factory Setting): Luminaire will go full ON during occupancy & move to the DIM level during non-occupancy.
- C. Daylighting-low: 20 ~ 50 lux
- D. Daylighting-mid: 80 ~ 130 lux
- E. Daylighting-high: 500 ~ 600 lux

For modes C, D, and E, when ambient light level exceeds the above estimated values, the luminaire will turn OFF. When the ambient light is below this threshold, the luminaire will go full ON during occupancy and move to the DIM level during non-occupancy.

- F. Daylighting-low with Time-off delay: 20 ~ 50 lux
- G. Daylighting-mid with Time-off delay: 80 ~ 130 lux
- H. Daylighting-high with Time-off delay: 500 ~ 600 lux

For modes F, G, and H, when ambient light level exceeds the above estimated values, the luminaire will turn OFF. When the ambient light is below this threshold, the luminaire will go full ON during occupancy and move to the DIM level after sensor time-out expires. If occupancy is not detected after 10 minutes of the time-out expiring, the luminaire will turn OFF.

Note: Light level not guaranteed as the environment will affect actual light level readings.

Note 2: Dim-Levels are approximates and may vary between luminaires.

Setting	Time-Out	Dim-Level
1	1 min	0%
2	3 min	5%
3	5 min	10%
4	10 min	20%
5	15 min	25%
6	20 min	33%
7	30 min	50%



www.kenall.com

P: 800-4-Kenall

F: 262-891-9701

10200 55th Street Kenosha, Wisconsin 53144

When you see this image, you will know the Kenall product shown or described is designed and manufactured in the USA with components purchased from US suppliers, and meets the Buy American requirements under the ARRA. Kenall has not determined the origin of its domestically purchased components or the subcomponents thereof. May be covered by patents found at www.kenall.com/patents. Content of specification sheets is subject to change; please consult www.kenall.com for current product details. © 2018 Kenall Mfg. Co. All rights reserved.