

TekLink™ ADAPTIVE CONTROL SYSTEM

TL1000/2000 SERIES

SYSTEM FEATURES:

- » Cloud-based Control System
- » Power Consumption, Occupancy Event, and Light Level Data Collection
- » Web-based User Interface
- » Flexible Light Level Scheduling
- » View System Data Reports
- » Receive Email and Text Alerts
- » System Nodes can be Wired or Wireless
- » Building Management System Integration Option

SPECIFICATIONS:

PRODUCT BRIEF: TekLink™ TL1000 and TL2000 are cloud-based, adaptive lighting control systems that utilize wired and wireless (respectively) communication between system nodes. The system consists mainly of luminaire integrated lighting controllers (BORGs), integrated Sensors, Bridges, and a Gateway. This specification provides information on the TekLink™ Bridge and Gateway devices. Please see the appropriate luminaire specification sheet for luminaire-level TL1000/TL2000 control component information.

TL 1000/2000 BRIDGE: The Bridge manages lighting zones and the lighting network schedule. Each Bridge can maintain up to 100 BORGs, organized in up to 10 unique zones (each BORG can participate in up to 3 zones to reduce the 'Cascade-ON' lighting effect). The Bridge acts as a translator between the local area lighting network (BORGs) and the internet (Gateway). Bridges may also be configured to communicate with a local building management system (BMS), consult factory.

TL1000/2000 GATEWAY: The Gateway routes instructions (programmable lighting schedule) and data between the lighting system and the cloud. Up to 10 Bridges are allowed per Gateway. All communication between the Gateway and cloud services use SSL or TLS security with Gateway having a self-signed certificate. Integrated cellular router (4G LTE) provides the lighting system with connectivity to the cloud without requiring a private network or IT infrastructure. Web access to the lighting system is through www.kenallteklink.com.

HOUSING: Seam-welded 18-gauge CRS housing, SS door. White TGIC polyester powder coat paint finish with five-step pre-treatment. Salt spray test: 1,000 hours. Housings provided with multiple 7/8" and 1-1/8" conduit knockouts. Silicone gasketing. Bridge and Gateway housings include pin-tumbler style keyed lock. All Bridge and Gateway locks are keyed alike. Two keys included.

INSTALLATION: Suitable for mounting to wall surface with four-point mounting. System can operate at 120, 277, or 347Vac, 50-60 Hz. Bridge(s) and Gateway connected by Cat5e/Cat6 cable with RJ-45 termination (provided by others). Devices are suitable for temperatures of -40°C to 40°C. Please see representative diagrams on page 2 for additional system communication information.

COMMISSIONING: Wireless system set-up and network addressing with TekLink™ Mobile App.

WARRANTY: Limited five (5) year warranty.

NOTE: Please see TekLink TL1000 and TL2000 System Overview documents for more information.

LISTINGS: Wall Mount Listed to UL 508. Certified IP65 per IEC 60529. All listings and certifications by Intertek Testing Laboratory.

PROJECT INFORMATION

Job Name _____

Fixture Type _____

Catalog Number _____

Approved by _____



BORG (Board On Radio Grid)

- Controls luminaire light output via wired or wireless (900 MHz) networks
- Continual sensing, processing and measurement of data
- Sensor integrated design



BRIDGE

- Each bridge collects and organizes data of up to 100 BORGs
- Ensures connectivity and maintains zonal control



GATEWAY

- Connects lighting network—up to 10 bridges—to cloud via cellular network
- No IT infrastructure required



USER INTERFACE

- Configures lighting system
- Provides reports and alerts



CLOUD

- Secured platform allows system control from Internet browser



www.kenall.com | P: 800-4-Kenall | F: 262-891-9701 | 10200 55th Street Kenosha, Wisconsin 53144, USA

A brand of **legrand**

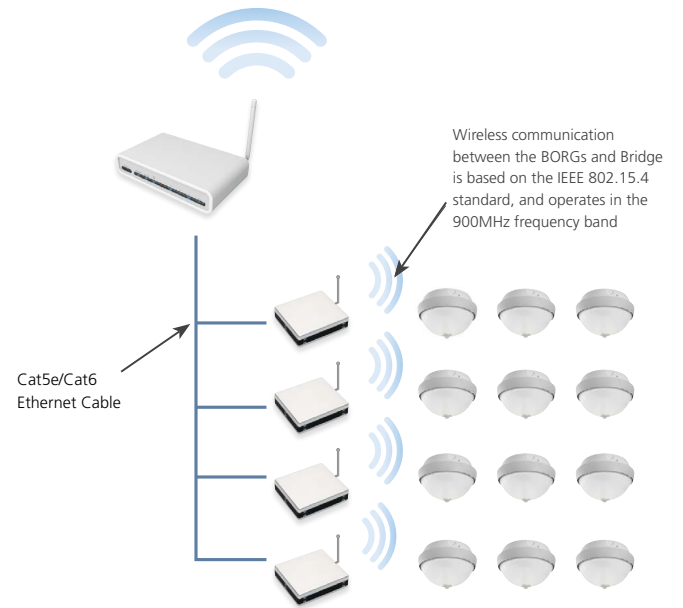
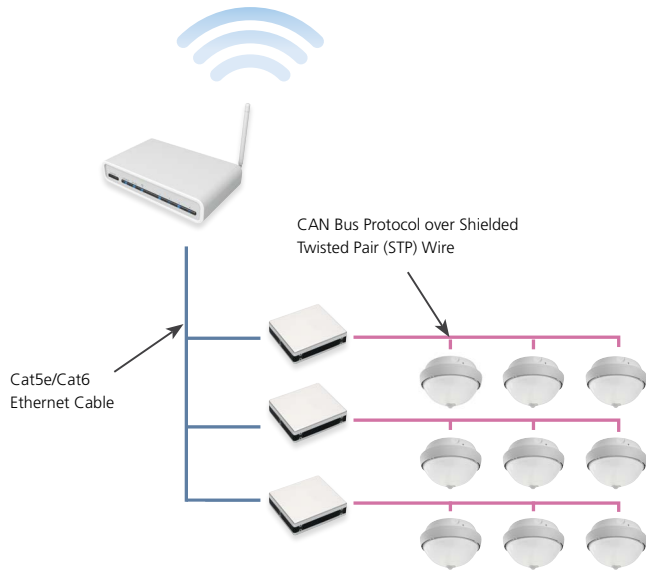
This product complies with the Buy American Act: manufactured in the United States with more than 50% of the component cost of US origin. It may be covered by patents found at www.kenall.com/patents. Content of specification sheets is subject to change; please consult www.kenall.com for current product details. ©2019 Kenall Mfg. Co.

TL-1000_2000-113018

TekLink™ ADAPTIVE CONTROL SYSTEM

TL1000/2000 SERIES

SYSTEM COMMUNICATION DIAGRAMS

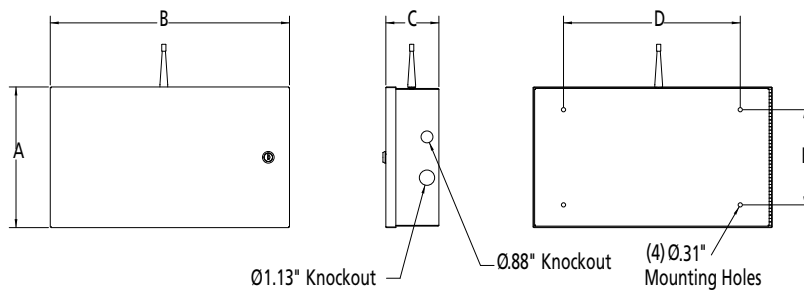


www.kenall.com | P: 800-4-Kenall | F: 262-891-9701 | 10200 55th Street Kenosha, Wisconsin 53144, USA

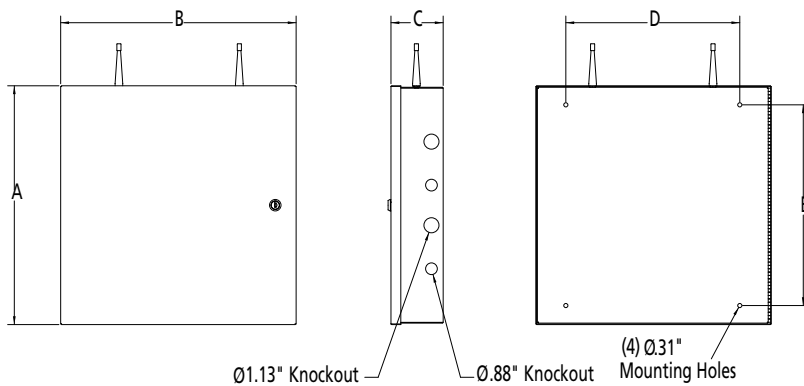
This product complies with the Buy American Act: manufactured in the United States with more than 50% of the component cost of US origin. It may be covered by patents found at www.kenall.com/patents. Content of specification sheets is subject to change; please consult www.kenall.com for current product details. ©2019 Kenall Mfg. Co.

A brand of Legrand

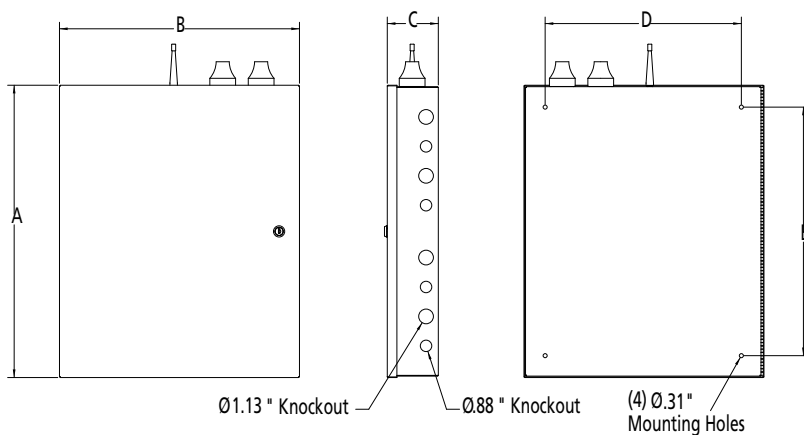
Single Bridge - TL-BRDG1



Dual Bridges - TL-BRDG2



Gateway - TL-GTWY



	DIMENSIONAL DATA (IN INCHES)					TOTAL KNOCKOUTS (SIDES/BOTTOM)
	A	B	C	D	E	
Gateway/Gateway+Bridge	22.35	18.35	3.90	15.00	19.00	22
1 Bridge	10.35	17.60	3.90	13.00	7.00	8
2 Bridges	17.85	17.60	3.90	13.00	15.00	12