


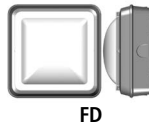
# MILLENIUM™ SQUARE

## MS11 SERIES – DEEP PROFILE HOUSING

PROJECT INFORMATION	
Job Name	_____
Fixture Type	_____
Catalog Number	_____
Approved by	_____

### PRODUCT FEATURES:

- » Surface mount – ceiling (FD & CD only) or wall mount; 12"W×12"W×6"D (CD, ED, FD) 16"W×16"W×7"D (DD)
- » Peace of Mind Guarantee®
- » Dust and water protected to IP64 standards



### SPECIFICATIONS

**HOUSING:** Marine grade die-cast aluminum. Integral heat sinks. Housing flange interlocks and wraps around lens base producing maximum moisture deflection and resistance to prying. Housing provided with four standoff mounting holes, one 3/4" NPT tapped hole on back of housing, four 3/4" NPT tapped and plugged holes on sides of housing – see Dimensional Data. Standard matte black, dark bronze or matte white exterior TGIC polyester powder coat – 5-step pre-treatment. See Ordering Information for optional finishes.

**REFLECTOR:** Full reflector/wire cover – 92% reflectivity.

**LENS:** UV-stabilized, high impact resistant, virgin injection molded polycarbonate. High efficiency blonded fluted lens maximizes uniformity. Lens secured with four concealed captive Torx® with center pin fasteners. Exclusive water channeling lens design provides 360° ingress protection.

**LENS BASE/EYELID:** High impact resistant, injection molded matte black, dark bronze or matte white polycarbonate. Optional Light Gray, Silver, Forest Green or Custom Color (see Ordering Information below) are chemically bonded, impact resistant finishes.

**GASKETING:** Die-cut, closed cell EPDM self adhesive gasket seals housing to mounting surface. Closed cell, silicone "O" ring gaskets positioned and friction secured in gasket channels of lens base and housing.

**HARDWARE:** Four stainless steel Torx® with center pin fasteners.

**ELECTRICAL:** Available in 3500K, 4000K, and 5000K color temperatures, 80 CRI. 120-277VAC, 50/60Hz electrical input with high power factor electronic, constant-current driver (>.90 PF). Standard 0-10V dimming with 1-100% range; maximum driver source of 200 µA. Optional embedded microwave motion sensor (MS) has factory default settings of 20 minute time out, dims down to 30%.

**PHOTOMETRICS:** Photometry tested to the IESNA LM-79-08 standard by an ILAC/ISO17025 accredited laboratory. For additional photometric information, go to [www.kenall.com](http://www.kenall.com).

**WARRANTY:** Limited five (5) year LED warranty.

**LISTINGS:** UL and CUL listed for Wet Location (listing includes Emergency Battery Pack "LEL" option). UL certified IP64 per IEC 60598.



### ORDERING INFORMATION (Ex: MS11FD-PP-MW-20L40K-DV)

Model	Lens Type	Finish	Lamp Type	Voltage	Options	Accessories
<b>PP</b>						
<b>Model</b>			<b>Lamp Type</b>		<b>Options</b>	
MS11CD	Cross		10L35K	10 Watt 3500K LED	LEL	LED Emergency Battery Backup (n/a with 347V; also n/a with 50L)
MS11DD	Diamond Eyelid		10L40K	10 Watt 4000K LED	BPC*	Photo Control – Shielded Button Type (120V or 277V only)
MS11ED	Eyelid		10L50K	10 Watt 5000K LED	20KV	20KV/KA Surge Protection per IEEE/ANSI C62.41.2 Cat. A
MS11FD	Full Face		20L35K	20 Watt 3500K LED	FS	Single Fuse & Holder
			20L40K	20 Watt 4000K LED	NAT	Natatorium Environment Option
			20L50K	20 Watt 5000K LED	MS	Motion Sensor (n/a with 347V)
<b>Lens Type</b>			50L35K†	50 Watt 3500K LED		
PP	Pearlescent Polycarbonate		50L40K†	50 Watt 4000K LED		
			50L50K†	50 Watt 5000K LED		
<b>Finish</b>					<b>Accessories</b>	
DB	Dark Bronze				9500	Torx® Screwdriver
FG	Forest Green					
LG	Light Gray					
MB	Matte Black					
MW	Matte White					
SL	Silver					
CC	Custom Color (Consult factory)					
			<b>Voltage</b>			
			120	120 Volts		
			277	277 Volts		
			347	347 Volts		
			DV	120-277 Volts		

† Available with MS11CD and MS11FD only  
\* BPC n/a in conjunction with LEL or MS options



www.kenall.com | P: 800-4-Kenall | F: 262-891-9701 | 10200 55th Street Kenosha, Wisconsin 53144, USA

A brand of **legrand**

This product complies with the Buy American Act: manufactured in the United States with more than 50% of the component cost of US origin. It may be covered by patents found at [www.kenall.com/patents](http://www.kenall.com/patents). Content of specification sheets is subject to change; please consult [www.kenall.com](http://www.kenall.com) for current product details. ©2019 Kenall Mfg. Co.

# MILLENNIUM™ SQUARE

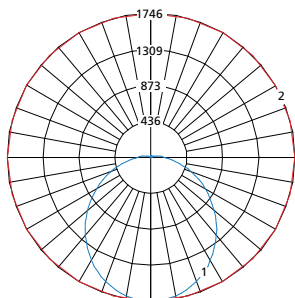
## MS11 SERIES – DEEP PROFILE HOUSING

### PERFORMANCE

Model	Lamp Type	Initial Delivered Lumens		Input Power (W)	Drive Current (mA)	Estd. L70 LED Life (hrs)
		@ 25°C (lm)	Efficacy (lm/W)			
MS11FD	10L35K	1,307	102	13	94	130,000
	10L40K	1,307	102	13	94	130,000
	10L50K	1,425	111	13	94	130,000
	20L35K	2,523	106	24	94	130,000
	20L40K	2,523	106	24	94	130,000
	20L50K	2,750	116	24	94	130,000
	50L35K	5,386	92	58	117	60,000
	50L40K	5,386	92	58	117	60,000
	50L50K	5,871	101	58	117	60,000
MS11CD	10L35K	1,050	82	13	94	130,000
	10L40K	1,050	82	13	94	130,000
	10L50K	1,144	89	13	94	130,000
	20L35K	2,026	85	24	94	130,000
	20L40K	2,026	85	24	94	130,000
	20L50K	2,208	93	24	94	130,000
	50L35K	4,740	81	58	117	60,000
	50L40K	4,740	81	58	117	60,000
	50L50K	5,166	89	58	117	60,000
MS11DD	10L35K	1,070	84	13	54	130,000
	10L40K	1,070	84	13	54	130,000
	10L50K	1,167	91	13	54	130,000
	20L35K	2,067	87	24	94	130,000
	20L40K	2,067	87	24	94	130,000
	20L50K	2,253	95	24	94	130,000
MS11ED	10L35K	1,023	80	13	94	130,000
	10L40K	1,023	80	13	94	130,000
	10L50K	1,116	87	13	94	130,000
	20L35K	1,975	83	24	94	130,000
	20L40K	1,975	83	24	94	130,000
	20L50K	2,153	91	24	94	130,000

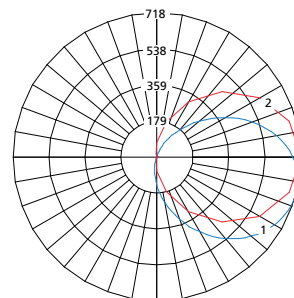
Info subject to change. Visit [www.kenall.com](http://www.kenall.com) for IES files and additional information.

Model: MS11FD-PP-MW-50L40K-DCC-DV



Max Candela = 1746 Located At Horizontal Angle = 0, Vertical Angle = 0  
 1 - Vertical Plane Through Horizontal Angles (0-180) (Through Max. Cd.)  
 2 - Horizontal Cone Through Vertical Angle (0) (Through Max. Cd.)

Model: MS11ED-PP-MW-20L40K-DCC-DV



Max Candela = 718 Located At Horizontal Angle = 0, Vertical Angle = 65  
 1 - Vertical Plane Through Horizontal Angles (0-180) (Through Max. Cd.)  
 2 - Horizontal Cone Through Vertical Angle (65) (Through Max. Cd.)



[www.kenall.com](http://www.kenall.com) | P: 800-4-Kenall | F: 262-891-9701 | 10200 55th Street Kenosha, Wisconsin 53144, USA

This product complies with the Buy American Act: manufactured in the United States with more than 50% of the component cost of US origin. It may be covered by patents found at [www.kenall.com/patents](http://www.kenall.com/patents). Content of specification sheets is subject to change; please consult [www.kenall.com](http://www.kenall.com) for current product details. ©2019 Kenall Mfg. Co.

A brand of **legrand**

# MILLENIU™ SQUARE

## MS11 SERIES – DEEP PROFILE HOUSING

### DIMENSIONAL DATA

MS11FD, CD, ED

MS11DD

