

# MILLENIUM EDGE™

## MR13/MR17 SERIES – FLAT FACE LOW PROFILE

### PRODUCT FEATURES:

- » Surface mount – ceiling or wall;  
13" Dia. x 3"D (MR13FFL), 17" Dia. x 4"D (MR17FFL)
- » Peace of Mind Guarantee® against breakage available
- » Dust and water protected to IP64 standards
- » Full cut-off for IDA-Approved™ Dark Sky installations -  
Ceiling Mount only.
- » ADA compliant



### PROJECT INFORMATION

Job Name \_\_\_\_\_

Fixture Type \_\_\_\_\_

Catalog Number \_\_\_\_\_

Approved by \_\_\_\_\_

### SPECIFICATIONS:

**BASEPLATE:** Marine grade die-cast aluminum. Integral heat sinks. Baseplate flange interlocks and wraps around lens base producing maximum moisture deflection and resistance to prying. Baseplate provided with four-point mounting holes, one wireway hole and temporary junction box mounting breakouts. Standard matte black, dark bronze or matte white exterior TGIC polyester powder coat – 5-step pre-treatment.

**REFLECTOR:** Full reflector/wire cover – 92% reflectivity.

**LENS:** UV-stabilized, high impact resistant, virgin injection molded polycarbonate. Close tolerance push/turn/lock-in-place mating of injection molded lens and lens base. Lens and lens base secured with one concealed captive Torx® with center pin fastener.

**LENS BASE:** High impact resistant, injection molded matte black, dark bronze or matte white polycarbonate.

**GASKETING:** Die-cut, closed cell neoprene self adhesive gasket seals baseplate to mounting surface. Closed cell, silicone "O" ring gaskets positioned and friction secured in gasket channels of lens base, baseplate and optional surface adapter.

**HARDWARE:** One stainless steel Torx® with center pin fastener.

**ELECTRICAL:** Available in 3500K, 4000K, and 5000K color temperatures, 80 CRI. 120-277VAC, 50/60Hz electrical input with high power factor electronic, constant-current driver (>.90 PF). Standard 0-10V dimming with 1-100% range; maximum driver source of 200 µA.

**PHOTOMETRICS:** Photometry tested to the IESNA LM-79-08 standard by an ILAC/ISO17025 accredited laboratory. For additional photometric data, please go to [www.kenall.com](http://www.kenall.com).

**WARRANTY:** Limited five (5) year LED warranty.

**LISTINGS:** Luminaire is certified to UL Standards by either Underwriters Laboratory or Intertek Testing Laboratory for Wet Location. (listing includes Emergency Battery Pack "LEL" option). UL certified IP64 per IEC 60598. IESNA-designated full cut-off. IESNA designated "Full Cutoff" when ceiling mounted.



### ORDERING INFORMATION (Ex: MR13FFL-PP-DB-20L50K-DV)

Model	Lens Type	Finish	Lamp Type	Voltage	Options	Accessories
<b>PP</b>						
<b>Model</b>			<b>Lamp Type</b>		<b>Options</b>	
MR13FFL 13" Dia.			<b>MR13FFL</b>		<b>LEL-SA</b> LED Emergency Battery Backup with Die-cast Surface Adapter (SA)- Non ADA (n/a with 347V)	
MR17FFL 17" Dia.			<b>10L35K</b> 10 Watt 3500K LED		<b>BPC-SA</b> Photo Control – Shielded Button Type with Die-cast surface adapter (SA) – Non ADA (120 or 277V only)	
			<b>10L40K</b> 10 Watt 4000K LED		<b>FS</b> Single Fuse & Holder	
			<b>10L50K</b> 10 Watt 5000K LED		<b>NAT</b> Natatorium Environment Option	
<b>Lens Type</b>			<b>20L35K</b> 20 Watt 3500K LED		<b>RMP‡</b> Retrofit Mounting Plate (See Tech Sheet)	
PP Pearlescent Polycarbonate			<b>20L40K</b> 20 Watt 4000K LED			
			<b>20L50K</b> 20 Watt 5000K LED			
<b>Finish</b>			<b>MR17FFL</b>			
MB Matte Black			<b>15L35K</b> 15 Watt 3500K LED		<b>Accessories</b>	
MW Matte White			<b>15L40K</b> 15 Watt 4000K LED		<b>SA</b> Die-Cast Surface Adapter	
DB Dark Bronze			<b>15L50K</b> 15 Watt 5000K LED		<b>9500</b> Torx® Screwdriver	
			<b>25L35K</b> 25 Watt 3500K LED			
			<b>25L40K</b> 25 Watt 4000K LED			
			<b>25L50K</b> 25 Watt 5000K LED			
			<b>Voltage</b>			
			<b>120</b> 120 Volts			
			<b>277</b> 277 Volts			
			<b>347†</b> 347 Volts			
			<b>DV†</b> 120-277 Volts			

‡ n/a with Surface Adapter  
† n/a with BPC



www.kenall.com | P: 800-4-Kenall | F: 262-891-9701 | 10200 55th Street Kenosha, Wisconsin 53144, USA

This product complies with the Buy American Act: manufactured in the United States with more than 50% of the component cost of US origin. It may be covered by patents found at [www.kenall.com/patents](http://www.kenall.com/patents). Content of specification sheets is subject to change; please consult [www.kenall.com](http://www.kenall.com) for current product details. ©2019 Kenall Mfg. Co.

A brand of **legrand**

# MILLENIUM EDGE™

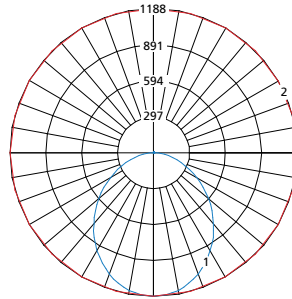
## MR13/MR17 SERIES – FLAT FACE LOW PROFILE HOUSING

### PERFORMANCE

Model	Lamp Type	Initial Delivered Lumens		Input Power (W)	Drive Current (mA)	Estd. L70 LED Life (hrs)
		@ 25°C (lm)	Efficacy (lm/W)			
MR13FFL	10L35K	1,111	86	13	94	130,000
	10L40K	1,111	86	13	94	130,000
	10L50K	1,212	94	13	94	130,000
	20L35K	2,145	91	24	94	130,000
	20L40K	2,145	91	24	94	130,000
	20L50K	2,338	99	24	94	130,000
MR17FFL	15L35K	2,006	102	20	40	130,000
	15L40K	2,006	102	20	40	130,000
	15L50K	2,187	111	20	40	130,000
	25L35K	2,941	100	29	63	130,000
	25L40K	2,941	100	29	63	130,000
	25L50K	3,206	109	29	63	130,000

Info subject to change. Visit [www.kenall.com](http://www.kenall.com) for IES files and additional information.

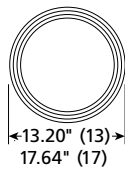
Model: MR17FFL-PP-MW-25L40K-DCC-DV



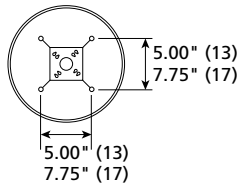
Max Candela = 1188 Located At Horizontal Angle = 0, Vertical Angle = 0  
 1 - Vertical Plane Through Horizontal Angles (0-180) (Through Max. Cd.)  
 2 - Horizontal Cone Through Vertical Angle (0) (Through Max. Cd.)

### DIMENSIONAL DATA

FRONT & SIDE VIEW



BACK VIEW



SURFACE ADAPTER (SA) SIDE & BACKVIEW

