

# MILLENIUM™ ROUND

## MR13 SERIES – LOW PROFILE HOUSING

### PROJECT INFORMATION

Job Name \_\_\_\_\_


Fixture Type \_\_\_\_\_

Catalog Number \_\_\_\_\_

Approved by \_\_\_\_\_

#### PRODUCT FEATURES:

- » Surface mount – ceiling (n/a with MR13EL) or wall; 13" Dia. x 4"D
- » Peace of Mind Guarantee® against breakage
- » Dust and water protected to IP64 standards
- » ADA compliant



#### SPECIFICATIONS:

**BASEPLATE:** Marine grade die-cast aluminum. Integral heat sinks. Baseplate flange interlocks and wraps around lens base producing maximum moisture deflection and resistance to prying. Baseplate provided with four-point mounting holes, one wireway hole and temporary junction box mounting breakouts. See installation detail. Standard matte black, dark bronze or matte white exterior TGIC polyester powder coat – 5-step pre-treatment. See Ordering Information for optional finishes.

**REFLECTOR:** Full reflector/wire cover – 92% reflectivity.

**LENS:** UV-stabilized, high impact resistant, virgin injection molded polycarbonate. High efficiency blonded fluted lens maximizes uniformity. Close tolerance push/turn/lock-in-place mating of injection molded lens and lens base. Lens and lens base secured with one concealed captive Torx® with center pin fastener.

**LENS BASE/GRILLE:** High impact resistant, injection molded matte black, dark bronze or matte white polycarbonate. Optional Light Gray, Silver, Forest Green or Custom Color (see Ordering Information below) are chemically bonded, impact resistant finishes.

**GASKETING:** Die-cut, closed cell neoprene self adhesive gasket seals baseplate to mounting surface. Closed cell, silicone "O" ring gaskets positioned and friction secured in gasket channels of lens base, baseplate and optional surface adapter.

**HARDWARE:** One stainless steel Torx® with center pin fastener.

**ELECTRICAL:** Available in 3500K, 4000K, and 5000K color temperatures, 80 CRI. 120-277VAC, 50/60Hz electrical input with high power factor electronic, constant-current driver (>.90 PF). Standard 0-10V dimming with 1-100% range; maximum driver source of 200 µA.

**PHOTOMETRICS:** Photometry tested to the IESNA LM-79-08 standard by an ILAC/ISO17025 accredited laboratory. For additional photometric information, go to [www.kenall.com](http://www.kenall.com).

**WARRANTY:** Limited five (5) year LED warranty.

**LISTINGS:** Luminaire is certified to UL Standards by either Underwriters Laboratory or Intertek Testing Laboratory for Wet Location (listing includes Emergency Battery Pack "LEL" option). UL certified IP64 per IEC 60598. ADA compliant. Anti-Ligature Pearlescent Polycarbonate (APP) option - damp location only.



In Stock SKU
MR13FL-PP-MW-10L40K-DV

#### ORDERING INFORMATION (Ex: MR13CL-PP-MW-20L40K-DV)

Model	Lens Type	Finish	Lamp Type	Voltage	Options	Accessories
<b>Model</b>		<b>Finish</b>		<b>Voltage</b>		
<b>MR13BL</b> Bar		<b>DB</b> Dark Bronze		<b>120</b> 120 Volts		
<b>MR13CL</b> Cross		<b>FG</b> Forest Green		<b>277</b> 277 Volts		
<b>MR13EL</b> Eyelid		<b>LG</b> Light Gray		<b>347†</b> 347 Volts		
<b>MR13FL</b> Full Face		<b>MB</b> Matte Black		<b>DV†</b> 120-277 Volts		
		<b>MW</b> Matte White				
		<b>SL</b> Silver				
		<b>CC</b> Custom Color (Consult factory)				
<b>Lens Type</b>		<b>Lamp Type</b>		<b>Options</b>		
<b>PP</b> Pearlescent Polycarbonate		<b>10L35K</b> 10 Watt 3500K LED		<b>LEL-SA</b> LED Emergency Battery Backup with Die-Cast Surface Adapter (SA) – Non ADA (n/a with 347V)		
<b>APP*</b> Anti-Ligature Pearlescent Polycarbonate		<b>10L40K</b> 10 Watt 4000K LED		<b>BPC-SA</b> Photo Control – Shielded Button Type with Die-Cast Surface Adapter (SA) – Non ADA (120V or 277V only)		
		<b>10L50K</b> 10 Watt 5000K LED		<b>FS</b> Single Fuse & Holder		
		<b>20L35K</b> 20 Watt 3500K LED		<b>NAT</b> Natatorium Environment Option		
		<b>20L40K</b> 20 Watt 4000K LED		<b>RMP‡</b> Retrofit Mounting Plate ( <a href="#">See Tech Sheet</a> )		
		<b>20L50K</b> 20 Watt 5000K LED		<b>Accessories</b>		
				<b>SA</b> Die-Cast Surface Adapter (Non ADA)		
				<b>9500</b> Torx® Screwdriver		

‡ n/a with Surface Adapter

† n/a with BPC

\* MR13FL only, damp location. n/a with LEL-SA or BPC-SA options



[www.kenall.com](http://www.kenall.com) | P: 800-4-Kenall | F: 262-891-9701 | 10200 55th Street Kenosha, Wisconsin 53144, USA

This product complies with the Buy American Act: manufactured in the United States with more than 50% of the component cost of US origin. It may be covered by patents found at [www.kenall.com/patents](http://www.kenall.com/patents). Content of specification sheets is subject to change; please consult [www.kenall.com](http://www.kenall.com) for current product details. ©2019 Kenall Mfg. Co.

A brand of **legrand**

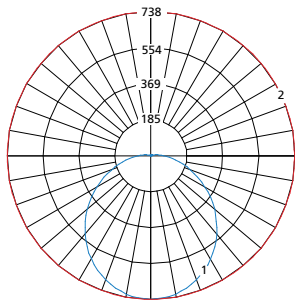
# MILLENIUM™ ROUND

## MR13 SERIES – TECHNICAL DATA

Model	Lamp Type	Initial Delivered Lumens		Input Power (W)	Drive Current (mA)	Estd. L70 LED Life (hrs)
		@ 25°C (lm)	Efficacy (lm/W)			
MR13FL	10L35K	1,166	90	13	94	130,000
	10L40K	1,166	90	13	94	130,000
	10L50K	1,270	98	13	94	130,000
	20L35K	2,250	96	24	94	130,000
	20L40K	2,250	96	24	94	130,000
	20L50K	2,453	104	24	94	130,000
MR13BL	10L35K	1,026	79	13	94	130,000
	10L40K	1,026	79	13	94	130,000
	10L50K	1,118	86	13	94	130,000
	20L35K	1,980	84	24	94	130,000
	20L40K	1,980	84	24	94	130,000
	20L50K	2,158	92	24	94	130,000
MR13CL	10L35K	936	72	13	94	130,000
	10L40K	936	72	13	94	130,000
	10L50K	1,020	79	13	94	130,000
	20L35K	1,807	77	24	94	130,000
	20L40K	1,807	77	24	94	130,000
	20L50K	1,969	84	24	94	130,000
MR13EL	10L35K	871	67	13	94	130,000
	10L40K	871	67	13	94	130,000
	10L50K	950	73	13	94	130,000
	20L35K	1,682	72	24	94	130,000
	20L40K	1,682	72	24	94	130,000
	20L50K	1,833	78	24	94	130,000

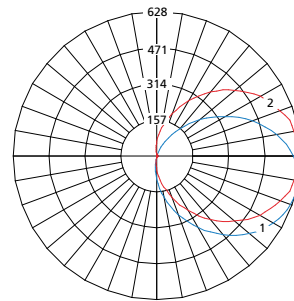
Info subject to change. Visit [www.kenall.com](http://www.kenall.com) for IES files and additional information.

Model: MR13FL-PP-MW-20L40K-DV



Max Candela = 738 Located At Horizontal Angle = 0, Vertical Angle = 0  
 1 - Vertical Plane Through Horizontal Angles (0-180) (Through Max. Cd.)  
 2 - Horizontal Cone Through Vertical Angle (0) (Through Max. Cd.)

Model: MR13EL-PP-MW-20L40K-DV



Max Candela = 628 Located At Horizontal Angle = 0, Vertical Angle = 65  
 1 - Vertical Plane Through Horizontal Angles (0-180) (Through Max. Cd.)  
 2 - Horizontal Cone Through Vertical Angle (65) (Through Max. Cd.)



[www.kenall.com](http://www.kenall.com) | P: 800-4-Kenall | F: 262-891-9701 | 10200 55th Street Kenosha, Wisconsin 53144, USA

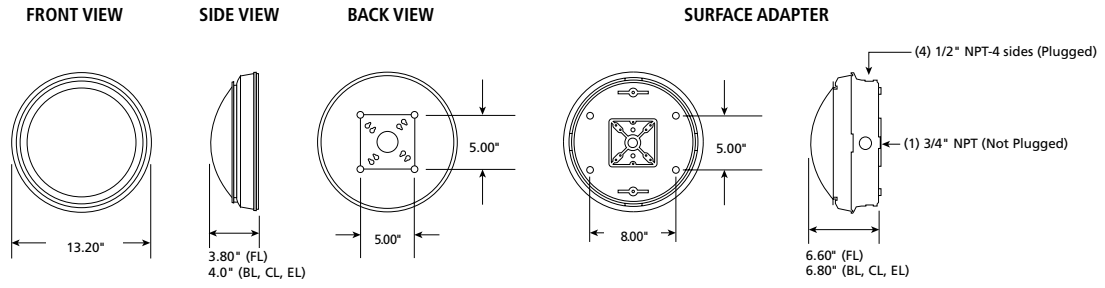
This product complies with the Buy American Act: manufactured in the United States with more than 50% of the component cost of US origin. It may be covered by patents found at [www.kenall.com/patents](http://www.kenall.com/patents). Content of specification sheets is subject to change; please consult [www.kenall.com](http://www.kenall.com) for current product details. ©2019 Kenall Mfg. Co.

A brand of **legrand**

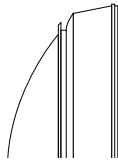
# MILLENIUM™ ROUND

## MR13 SERIES – TECHNICAL DATA

### DIMENSIONAL DATA



PP LENS TYPE



APP LENS TYPE

