

MEDMASTER™

Patient Room Luminaires

MPC SERIES

PRODUCT FEATURES:

- » Ceiling mount – surface, grid, flange; 2'x2' and 2'x4'
- » 2'x2' provides ambient and reading lighting; 2'x4' provides ambient, reading and exam lighting
- » Optional Ingress Barrier Door provides consistent surface for cleanability



PROJECT INFORMATION

Job Name _____

Fixture Type _____

Catalog Number _____

Approved by _____

SPECIFICATIONS

HOUSING: FLANGE AND GRID: 20-gauge CRS one-piece construction (IB is one piece seam welded construction). SURFACE: 18-gauge CRS one-piece seam welded construction. White TGIC polyester powder coat – 5-stage pre-treatment. Salt spray test: 1,000 hours; Reflectance: 92%. Inside Flange Finish (non-IB): black matte TGIC polyester powder coat – 5-stage pre-treatment. Salt spray test: 1,000 hours.

OPTIONAL DOORFRAME: IB-AC OR IB-HD OPTIONS ONLY. Heavy duty extruded aluminum with clear satin anodized finish. Doorframe supported to housing with aircraft cables (IB-AC) to provide NSF2 listing, or an optional continuous hinged doorframe (IB-HD). Select in ordering options below. Doorframe secured to housing with stainless steel Phillips-head fasteners. Closed cell neoprene/EPDM/SBR gasket seals doorframe to housing.

ELECTRICAL: Available 3500K, 4000K and 5000K color temperatures, 82 CRI. 120-277VAC, 50/60Hz or 347VAC, 60Hz electrical input with serviceable high power factor electronic, constant-current driver (<20% THD, >0.95 PF). Standard 0-10V dimming with 1-100% range and dim-to-dark capabilities (non dim-to-dark with 347V); 330µA max. source current per circuit. Optional LVCD control provides low-voltage patient interface, controlling the ambient and reading modes independently with dimming control, and the exam function independently without dimming.

INSTALLATION: SURFACE MOUNT: Four .312" diameter holes. GRID MOUNT: Designed for 1" grid. (Housing includes hanging brackets to secure housing with wire to super structure). FLANGE MOUNT: Yoke mounting hardware & brackets included. Install Frame positively locates yoke brackets within ceiling opening assures alignment of fixture. Install frame has no need for drywall backing. Backing is supplied on the frame brackets.

WARRANTY: Limited five (5) year warranty.

LISTINGS: Luminaire is certified to UL Standards by Intertek Testing Laboratory for Wet Locations and non-IC installations (Grid/Flange mounting). ETL certified IP65 per IEC 60598. NSF2 Splash Zone (IB-AC only).



ORDERING INFORMATION (Ex: MPC24-S-25L/45L/90L-40K8-40K8-DCC-DV-SYM-IB-AC-LEL)

Model	Mounting Options	Lamp Power	R/A Lamp Color	Exam Lamp Color	Driver	Voltage	Optional Doorframe	Options	Accessories
DCC									
Series			Reading/Ambient Lamp Color				Optional Doorframe		
MPC22 2'x2'			35K8 3500K, 82CRI				IB-AC Ingress Barrier w/Aircraft Cables		
MPC24 2'x4'			40K8 4000K, 82CRI				IB-HD Ingress Barrier w/Continuous Piano Hinge (not NSF2 listed)		
			50K8 5000K, 82CRI						
Mounting Options			Exam Lamp Color				Options		
S Surface			35K8 3500K, 82CRI				LEL† LED Emergency Battery Pack (Wired to Ambient function)		
G Grid (1")			40K8 4000K, 82CRI				AMF Antimicrobial Finish on exposed surfaces		
F Flange			50K8 5000K, 82CRI				NLW† 2700K White LED Night Light		
							NLA† Amber LED Night Light		
Lamp Power			Driver				LVC† Low Voltage Controller (Click here for specifications)		
2'x2'			DCC Dimming Constant Current Driver				LVCS† Low Voltage Controller with Secondary Knockout (Click here for specifications)		
25L/45L 25 Watt Reading/45 Watt Ambient LED			Voltage				LVCD† Low Voltage Controller with Dimming (Click here for specifications)		
			DV 120-277VAC, 50/60Hz				LVCDSt Low Voltage Controller with Dimming and Secondary Knockout (Click here for specifications)		
2'x4'			347 347VAC, 60Hz				FS Fuse & Holder		
25L/45L/90L 25 Watt Reading/45 Watt Ambient/90 Watt Exam LED							RF† Radio Frequency Filter		
			Lamp Shield Options 2'x4' (Exam Section)				Accessories		
			SYM Symmetric, Diffused DR Acrylic				IF Install Frame (Flange only)		

† n/a with 347V

ACCESSORIES ORDERED SEPARATELY

MPWS Low Voltage Wall Switch (Click [here](#) for Specifications)



www.kenall.com | P: 800-4-Kenall | F: 262-891-9701 | 10200 55th Street Kenosha, Wisconsin 53144, USA

A brand of **Legrand**

This product complies with the Buy American Act: manufactured in the United States with more than 50% of the component cost of US origin. It may be covered by patents found at www.kenall.com/patents. Content of specification sheets is subject to change; please consult www.kenall.com for current product details. ©2019 Kenall Mfg. Co.

MPC_22_24-022221

MEDMASTER™

Patient Room Luminaires

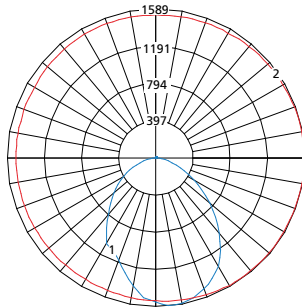
MPC SERIES

PERFORMANCE

Model	Function	Lamp Type	Initial Delivered Lumens		Input Power (W)	Drive Current (mA)	Estd. L70 LED Life (Hrs)
			@ 25°C	Efficacy (lm/W)			
MPC22	Reading	25L-35K8	1146	52	22	94	80,000
		25L-40K8	1222	55	22	94	80,000
		25L-50K8	1271	58	22	94	80,000
	Ambient	45L-35K8	2322	63	37	94	80,000
		45L-40K8	2475	67	37	94	80,000
		45L-50K8	2574	70	37	94	80,000
	Reading/Ambient	25L/45L-35K8	3442	58	59	94/94	80,000
		25L/45L-40K8	3670	62	59	94/94	80,000
		25L/45L-50K8	3817	65	59	94/94	80,000
MPC24	Reading	25L-35K8	1603	55	29	94	80,000
		25L-40K8	1709	59	29	94	80,000
		25L-50K8	1777	61	29	94	80,000
	Ambient	45L-35K8	2983	61	49	94	80,000
		45L-40K8	3180	65	49	94	80,000
		45L-50K8	3307	67	49	94	80,000
	Exam	90L-35K8	7601	78	97	94	60,000
		90L-40K8	8103	83	97	94	60,000
		90L-50K8	8427	87	97	94	60,000
	Reading/Ambient/Exam	25L/45L/90L-35K8	11977	68	175	94/94/94	60,000
		25L/45L/90L-40K8	12769	73	175	94/94/94	60,000
		25L/45L/90L-50K8	13280	76	175	94/94/94	60,000

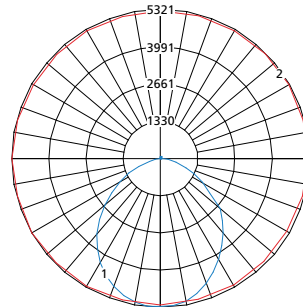
Displayed information is for selected luminaires only. Additional wattages and color temperatures are also available. Visit www.kenall.com for additional information.

Model: MPC22-G-1/2-25L/45L-40K8-DCC-120 (Reading/Ambient)



Maximum Candela = 1589 Located At Horizontal Angle = 0, Vertical Angle = 5
 1 - Vertical Plane Through Horizontal Angles (0-180) (Through Max. Cd.)
 2 - Horizontal Cone Through Vertical Angle (5) (Through Max. Cd.)

Model: MPC24-G-1/2/4-25L/45L/90L-40K8-DCC-120 (Reading/Ambient/Exam)



Maximum Candela = 5321 Located At Horizontal Angle = 210, Vertical Angle = 5
 1 - Vertical Plane Through Horizontal Angles (210-30) (Through Max. Cd.)
 2 - Horizontal Cone Through Vertical Angle (5) (Through Max. Cd.)



www.kenall.com | P: 800-4-Kenall | F: 262-891-9701 | 10200 55th Street Kenosha, Wisconsin 53144, USA

This product complies with the Buy American Act: manufactured in the United States with more than 50% of the component cost of US origin. It may be covered by patents found at www.kenall.com/patents. Content of specification sheets is subject to change; please consult www.kenall.com for current product details. ©2019 Kenall Mfg. Co.

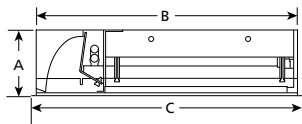
A brand of **legrand**

MEDMASTER™
Patient Room Luminaires

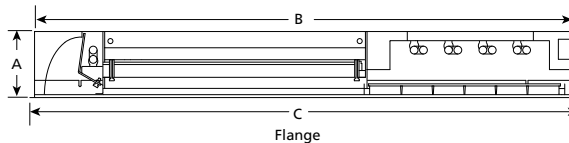
MPC SERIES

DIMENSIONAL DATA

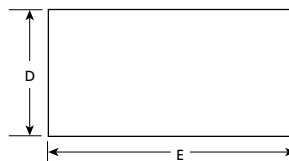
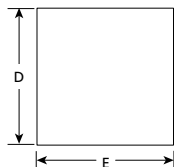
2'x2' HOUSING



2'x4' HOUSING



RECOMMENDED CEILING CUTOUT



DIMENSIONAL DATA (IN INCHES)

	A	B	C	D	E
2'x2'	5.80*	23.00x23.00	23.75x23.75	23.25**	23.25**
2'x4'	5.80*	23.00x47.00	23.75x47.75	23.25**	47.25**

*Add .25" to fixture height when Ingress Barrier (IB) Option is specified

**Add .25" to each cut-out dimension when Install Frame (IF) Accessory is specified

