

MEDMASTER™

Behavioral Healthcare Luminaires

MMPCAIE SERIES

PRODUCT FEATURES:

- » Ceiling mount – recessed flange or surface; 2'x2' & 2'x4'
- » Heavy-duty one-piece TIG and spot welded housing
- » Doorframe with Polycarbonate lens secured with Torx® fasteners for security



PROJECT INFORMATION

Job Name _____

Fixture Type _____

Catalog Number _____

Approved by _____

SPECIFICATIONS

HOUSING: Die-formed prime grade material as specified – see Ordering Information. TIG and spot welded construction.

DOORFRAME: One-piece die-formed prime grade material as specified – see Ordering Information. Corners continuously seam welded and smooth with no post grinding (TIG).

FINISH: TGIC polyester powder coat – 5-stage pre-treatment. Salt spray test: 1,000 hours; Reflectance: 92%. Optional antimicrobial finish.

LENS: As specified maximum thickness is .375". See ordering information.

LAMP SHIELDING: Ambient center shield is frosted linear high impact prismatic acrylic, flanked on both sides with a perforated aluminum basket with pearlescent acrylic diffuser. Metal parts are white TGIC polyester powder coat finish.

ELECTRICAL: LED: Available 3500K, 4000K and 5000K color temperatures, 82 CRI. 120-277VAC, or 347V 50/60Hz electrical input with serviceable high power factor electronic, constant-current driver (<20% THD, >0.95 PF). Standard 0-10V dimming with 1-100% range and dim-to-dark capabilities (non dim-to-dark with 347V); 330µA max. source current. LF: Fluorescent electronic ballasts high power factor (<10% THD). See Ordering Information for optional equipment. Lamps by others. Exam area NEC compliant with isolated wiring compartment for auxiliary branch circuit feed. All ballasts are rapid start only. Optional LVCD control provides low-voltage patient interface, controlling the ambient function independently with dimming control, and the exam function independently without dimming.

SENSOR & CONTROLS: Optional sensor available with compatible third party controls. To see the full list of compatible controls, click [here](#).

INSTALLATION: **FLANGE MOUNT:** – Mounting yoke brackets standard. Fixture mounting hardware included. Install Frame Accessory positively locates yoke brackets within ceiling opening; assures alignment of fixture. No measuring for yoke required; no drywall backing required (included with frame assembly). **SURFACE MOUNT:** – Four .312" diameter holes.

WARRANTY: Limited five (5) year warranty on LED lamps.

LISTINGS: LED: Luminaire is certified to UL standards by Intertek Testing Laboratory for Wet Locations and non-IC installations. FL: UL and CUL Listed for Wet Location and UL certified IP65 per IEC 60598. CCEA approved (Flange). NSF2 Splash/Non-Food Zone.



ORDERING INFORMATION (Ex: MMPCAIE22-S-0/0-7-38L/38L-35K8-DV)

Model	Mounting	Door/Housing Material	Lens Type	Lamp Qty	Lamp Type	Lamp Color	Driver	Voltage	Options	Accessory
-------	----------	-----------------------	-----------	----------	-----------	------------	--------	---------	---------	-----------

Model

MMPCAIE22 2'x2'
MMPCAIE24 2'x4'

Mounting

S Surface
F Flange

Door/Housing Material

0 14-Ga CRS (Painted)
1 16-Ga CRS (Painted)
2 18-Ga CRS (Painted) (n/a as Door Material)
3 14-Ga SS (Painted)
4 16-Ga SS (Painted)
6 14-Ga SS (Brushed)
7 16-Ga SS (Brushed)
B 18-Ga SS (Painted White) (n/a as Door Material)
A 18-Ga SS (Brushed) (n/a as Door Material)

Lens Type

7 .187" Clear Polycarbonate
9 .250" Clear Polycarbonate
B .375" Clear Polycarbonate

Lamp Quantity (Fluorescent Only)

Ambient Compartment

1 One Lamp
2 Two lamps

Exam Compartment

2 Two lamps

Lamp Type

2'x2'
38L/38L 38 Watt Ambient/38 Watt Exam LED
14† F14T5
17 F17T8
24† F24T5HO

2'x4

45L/90L 45 Watt Ambient/90 Watt Exam LED
67L/90L 67 Watt Ambient/90 Watt Exam LED
28† F28T5
32 F32T8
54 F54T5HO

Ambient/Exam Lamp Color

35K8 3500K, 82CRI
40K8 4000K, 82CRI
50K8 5000K, 82CRI

Driver Type (LED only)

DCC Dimming Constant Current Driver

Voltage

DV 120-277 Volts
120 120 Volts
277 277 Volts
347 347 Volts

Options

AMF Antimicrobial Finish on exposed surfaces
EL*† Standard Lumen One-Lamp EL Pack (T8 only)
DLN* LED Night Light w/ 100% - 20% Light Level Control (voltage specific selection required)
DLNA* Amber LED Night Light w/ 100% - 20% Light Level Control (voltage specific selection required)
TN†▲ Night Light – 5/7/9 Watt PL (Lamp supplied by others)
FS Single Fuse & Holder
LRL* LED Reading Lights (2 lamps included)
MRL†▲ MR16 Reading Lights (2) (20W lamps included)
LVCT* Low Voltage Controller (Click [here](#) for specifications)
LVCD†* Low Voltage Controller with Dimming (Click [here](#) for specifications)
RF†▲ Radio Frequency Filter

Accessory

IF Install Frame (Flange only)

† n/a with 347V

▲ n/a with DV

* Not available on 2x2 when DLN/DLNA and LRL are specified

ACCESSORIES ORDERED SEPERATELY

MPWS Low Voltage Wall Switch (Click [here](#) for Specifications)



www.kenall.com | P: 800-4-Kenall | F: 262-891-9701 | 10200 55th Street Kenosha, Wisconsin 53144, USA

This product complies with the Buy American Act: manufactured in the United States with more than 50% of the component cost of US origin. It may be covered by patents found at www.kenall.com/patents. Content of specification sheets is subject to change; please consult www.kenall.com for current product details. ©2022 Kenall Mfg. Co.

A brand of **legrand**

MEDMASTER™

Behavioral Healthcare Luminaires

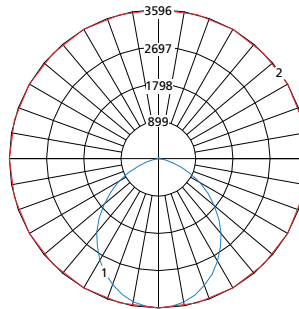
MMPCAIE SERIES

PERFORMANCE

Model	Compartment	Lamp Type	Initial Delivered Lumens		Input Power (W)	Drive Current (mA)	Estd. L70 LED Life (Hrs)
			@ 25°C	Efficacy (lm/W)			
MMPCAIE22	Ambient	38L-35K8	4,483	102	44	105	80,000
		38L-40K8	4,631	105	44	105	80,000
		38L-50K8	4,770	108	44	105	80,000
	Exam	38L-35K8	3,639	83	44	105	80,000
		38L-40K8	3,759	86	44	105	80,000
		38L-50K8	3,872	88	44	105	80,000
	Ambient/Exam	38L/38L-35K8	8,009	92	87	105/105	80,000
		38L/38L-40K8	8,273	95	87	105/105	80,000
		38L/38L-50K8	8,522	97	87	105/105	80,000
MMPCAIE24	Ambient	45L-35K8	3,637	74	49	100	80,000
		45L-40K8	3,876	79	49	100	80,000
		45L-50K8	4,032	82	49	100	80,000
		67L-35K8	5,828	80	73	75	80,000
		67L-40K8	6,212	85	73	75	80,000
		67L-50K8	6,460	88	73	75	80,000
	Exam	90L-35K8	6,499	66	99	100	60,000
		90L-40K8	6,928	70	99	100	60,000
		90L-50K8	7,205	73	99	100	60,000
	Ambient/Exam	45L/90L-35K8	9,921	67	148	100/100	60,000
		45L/90L-40K8	10,575	71	148	100/100	60,000
		45L/90L-50K8	10,999	74	148	100/100	60,000
		67L/90L-35K8	12,026	70	172	75/100	60,000
		67L/90L-40K8	12,821	75	172	75/100	60,000
		67L/90L-50K8	13,334	78	172	75/100	60,000

Displayed information is for selected luminaires only. Additional wattages and color temperatures are also available. Visit www.kenall.com for additional information.

Model: MMPCAIE22-w-x-y-9-38L/38L-40K8-DCC-z



Maximum Candela = 3596 Located At Horizontal Angle = 0, Vertical Angle = 0

- 1 - Vertical Plane Through Horizontal Angles (0-180) (Through Max. Cd.)
- 2 - Horizontal Cone Through Vertical Angle (0) (Through Max. Cd.)



www.kenall.com | P: 800-4-Kenall | F: 262-891-9701 | 10200 55th Street Kenosha, Wisconsin 53144, USA

A brand of Legrand

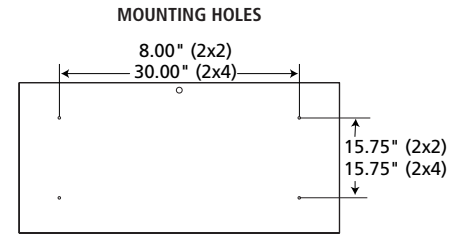
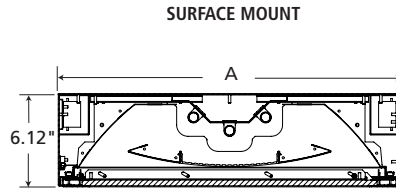
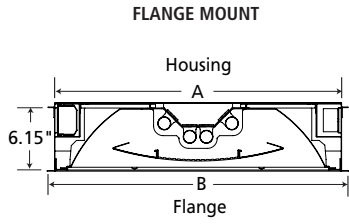
This product complies with the Buy American Act: manufactured in the United States with more than 50% of the component cost of US origin. It may be covered by patents found at www.kenall.com/patents. Content of specification sheets is subject to change; please consult www.kenall.com for current product details. ©2022 Kenall Mfg. Co.

MEDMASTER™

Behavioral Healthcare Luminaires

MMPCAIE SERIES

DIMENSIONAL DATA



DIMENSIONAL DATA (IN INCHES)

	(A) 18-Ga	(A) 16-Ga	(A) 14-Ga	(B) FLANGE
2x2: T5/LED-FLANGE	22.62x22.62	22.65x22.65	22.68x22.68	23.75x23.75
2x2: T5/LED-SURFACE	22.55x22.54	22.58x22.59	22.64x22.64	n/a
2x4: T5/LED-FLANGE	22.63x46.62	22.65x46.65	22.68x46.68	23.75x47.75
2x4: T5/LED-SURFACE	22.55x46.54	22.58x46.59	22.65x46.64	n/a
2x2: T8/BIAX-FLANGE	22.62x24.14	22.65x24.17	22.68x24.20	23.75x25.27
2x2: T8-SURFACE	22.55x24.06	22.58x24.11	22.65x24.16	n/a
2x4: T8-FLANGE	22.62x48.14	22.65x48.17	22.68x48.20	23.75x49.27
2x4: T8-SURFACE	22.55x48.06	22.58x48.11	22.65x48.16	n/a

RECOMMENDED CEILING CUT-OUT

2x2: T5/LED	22.93x22.85
2x4: T5/LED	22.93x46.85
2x2: T8	22.93x24.37
2x4: T8	22.93x48.37

ADD .375" TO EACH CUT-OUT DIMENSION WHEN INSTALL FRAME (IF) IS SPECIFIED. FLANGE ONLY.



www.kenall.com | P: 800-4-Kenall | F: 262-891-9701 | 10200 55th Street Kenosha, Wisconsin 53144, USA

A brand of Legrand

This product complies with the Buy American Act: manufactured in the United States with more than 50% of the component cost of US origin. It may be covered by patents found at www.kenall.com/patents. Content of specification sheets is subject to change; please consult www.kenall.com for current product details. ©2022 Kenall Mfg. Co.

MMPCAIE-012522