

# MILLENIUM STRETCH™


## MLHA12 SERIES – GEOMETRIC/CONTINUOUS RUN

### PRODUCT FEATURES:


- » Surface mount – ceiling or wall; 12" x 48"
- » Extruded aluminum housing with die-cast end caps
- » Low-profile, ADA compliant
- » Peace of Mind Guarantee® against breakage




Rounded End Cap



Flat End Cap



Reveal End Cap




Continuous Row Joiner Band



Node "L" 2-Way



Node "N" Inline



Node "T" 3-Way



Node "X" 4-Way

### PROJECT INFORMATION

Job Name \_\_\_\_\_

Fixture Type \_\_\_\_\_

Catalog Number \_\_\_\_\_

Approved by \_\_\_\_\_

### SPECIFICATIONS

**HOUSING:** Marine grade aluminum. Extruded body with flat or rounded die-cast end caps. TGIC polyester powder coat finished – 5-step pre-treatment. See Ordering Information for finishes. Each pattern run of luminaires consists of one or more "L", "N", "T", or "X" node. See ordering information to specify quantities. NOTE: Contact factory for pattern layout details.

**LENS:** UV-stabilized, high impact extruded pearlescent polycarbonate. Smooth exterior, linear prismatic interior. Nominal thickness .156". Lens securely positioned in body channels and end caps. Lens locked in place with tamper-resistant stainless steel Torx® with center pin fasteners and sealed with closed cell gaskets.

**NODES:** Marine grade cast aluminum cover mounted to 18-gauge mounting plate. Cover includes knockouts for Wiremold™ entry (not available in "X" 4-way node).

**REFLECTOR:** Full reflector/wire cover – 92% reflectivity.

**HARDWARE:** Four stainless steel, tamper-resistant Torx fasteners secure lens in housing body's lens channel. Torx screwdriver ordered separately.

**ELECTRICAL:** Available 3500K, 4000K and 5000K color temperatures, 82 CRI. 120-277VAC and 347VAC, 50/60Hz electrical input with serviceable high power factor electronic, constant-current driver (<20% THD, >0.95 PF). Standard 0-10V dimming with 1-100% range and dim-to-dark capabilities; maximum driver source of 330µA. Consult factory for fluorescent option.

**INSTALLATION:** Standard six-point mounting per fixture required for Peace of Mind Guarantee®.

**WARRANTY:** limited ten (10) year warranty for LED Lamps.

**LISTINGS:** Luminaire is certified to UL standards by Intertek Testing Laboratories for Damp Location installations. Suitable for use as a raceway, consult factory. Suitable for use in continuous row. ADA compliant.

PEACE OF MIND  
Guarantee®



### ORDERING INFORMATION (Ex: MLHA12GMS-4/48-4/X-R-MB-PP-45L35K-DCC-120-FS)

Model	Fixture Qty	Node L	Node T	Node X	Node N	End Cap	Finish	Lens	Lamp Type	Driver	Voltage	Options
<b>MLHA12GMS</b>	<b>/48</b>	<b>/L</b>	<b>/T</b>	<b>/X</b>	<b>/N</b>							

**Fixture Quantity (replace "x" with qty)**  
(x)/48 Nominal 48" housing

**Node L (replace x with qty)**  
(x)/L Node "L" 2-Way Intersecting

**Node T (replace x with qty)**  
(x)/T Node "T" 3-Way Intersecting

**Node X (replace x with qty)**  
(x)/X Node "X" 4-Way Intersecting

**Node N (replace x with qty)**  
(x)/N Node "N" Inline

#### End Caps (if required)

**R** Rounded  
**F** Flat  
**RV** Reveal

#### Finish

**MW** Matte White  
**MB** Matte Black  
**LG** Light Gray  
**CC** Custom Color (Consult Factory)

#### Lens

**PP** Pearlescent Polycarbonate

#### Lamp Type

**45L35K** 45 Watt 3500K LED  
**45L40K** 45 Watt 4000K LED  
**45L50K** 45 Watt 5000K LED  
**67L35K** 67 Watt 3500K LED  
**67L40K** 67 Watt 4000K LED  
**67L50K** 67 Watt 5000K LED  
**90L35K** 90 Watt 3500K LED  
**90L40K** 90 Watt 4000K LED  
**90L50K** 90 Watt 5000K LED

#### Driver Type

**DCC** Dimming Constant Current Driver

#### Voltage

**120** 120 Volts  
**277** 277 Volts  
**347** 347 Volts  
**DV** 120-277 Volts

#### Options

**FS** Single Fuse & Holder  
**PH** Phillips Head Fasteners  
**PM** Pendant Mount (Max. 3/8NPT stems by others; damp only)  
**XC** Auxiliary Circuit



www.kenall.com | P: 800-4-Kenall | F: 262-891-9701 | 10200 55th Street Kenosha, Wisconsin 53144, USA

This product complies with the Buy American Act: manufactured in the United States with more than 50% of the component cost of US origin. It may be covered by patents found at www.kenall.com/patents. Content of specification sheets is subject to change; please consult www.kenall.com for current product details. ©2019 Kenall Mfg. Co.

A brand of **legrand**

MLHA12GMS-113020

# MILLENNIUM STRETCH™

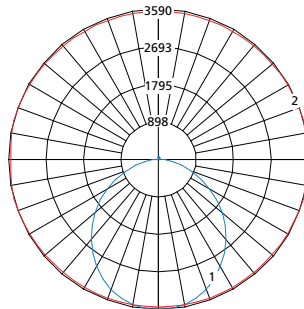
## MLHA12 SERIES – GEOMETRIC/CONTINUOUS RUN

### PERFORMANCE

Lamp Type	Initial Delivered Lumens		Input Power (W)	Drive Current (mA)	Estd. L70 LED Life (Hrs)
	@ 25°C	Efficacy (lm/W)			
45L35K	5,014	102	49	100	175,000
45L40K	5,345	109	49	100	175,000
45L50K	5,345	109	49	100	175,000
67L35K	7,717	106	73	75	175,000
67L40K	8,227	113	73	75	175,000
67L50K	8,227	113	73	75	175,000
90L35K	9,894	101	98	100	175,000
90L40K	10,548	108	98	100	175,000
90L50K	10,548	108	98	100	175,000

Information above is valid for the recommended Type PP lens type and is subject to change without notice. Visit [www.kenall.com](http://www.kenall.com) for IES files and additional information.

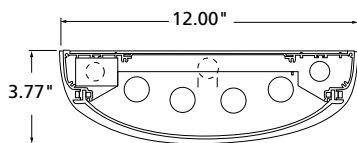
Model: MLHA12-48-F-MW-PP-90L40K-DCC-1-DV



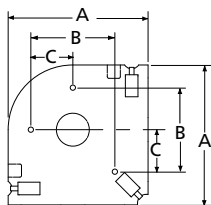
Maximum Candela = 3590 Located At Horizontal Angle = 15, Vertical Angle = 5

- 1 - Vertical Plane Through Horizontal Angles (15-195) (Through Max. Cd.)
- 2 - Horizontal Cone Through Vertical Angle (5) (Through Max. Cd.)

### DIMENSIONAL DATA



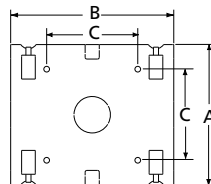
Please provide reflected ceiling plans to factory for dimensional data and factory supplied fixture layout with mounting information. Dimensions A and B are outside dimensions. Dimension C is mounting holes.



#### "L" NODE

Dimensions

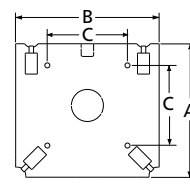
A	B	C
12.33"	5.00"	2.50"



#### "N" NODE

Dimensions

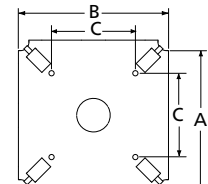
A	B	C
11.70"	10.00"	5.00"



#### "T" NODE

Dimensions

A	B	C
12.33"	12.95"	5.00"



#### "X" NODE

Dimensions

A	B	C
12.95"	12.95"	5.00"

The inline node's internal Wiremold™ ready knockouts allow access to power. A second internal knockout is available for access to raceway(s). The internal knockouts are not visible from the exterior of the node.



[www.kenall.com](http://www.kenall.com) | P: 800-4-Kenall | F: 262-891-9701 | 10200 55th Street Kenosha, Wisconsin 53144, USA

This product complies with the Buy American Act: manufactured in the United States with more than 50% of the component cost of US origin. It may be covered by patents found at [www.kenall.com/patents](http://www.kenall.com/patents). Content of specification sheets is subject to change; please consult [www.kenall.com](http://www.kenall.com) for current product details. ©2019 Kenall Mfg. Co.

A brand of Legrand