

ENVIROSEAL™

HES3 SERIES

PRODUCT FEATURES:

- » Surface mount – ceiling or wall;
3"×24" (7.62cm×60.96cm), 3"×36" (7.62cm×91.44cm),
3"×48" (7.62cm×121.92cm), 3"×96" (7.62cm×243.84cm)
- » Cold rolled steel or stainless steel housing for corrosion resistance
- » UV-stabilized polycarbonate lens
- » IP65 Option
- » Hazardous listed Class I, Division 2, Groups A, B, C D



PROJECT INFORMATION

Job Name _____

Fixture Type _____

Catalog Number _____

Approved by _____

SPECIFICATIONS

HOUSING: One-piece, seam-welded 20-gauge CRS. Base provided with two-point mounting holes and one wireway hole. Lens is positioned in baseplate channels and retained with stainless steel fastener(s). Base mounts flush to ceiling or wall surface.

LENS/GASKET: UV-stabilized polycarbonate. Smooth exterior, linear prismatic interior. Nominal thickness .125" (.32cm). IP65 option provided with linear silicone gasket to seal doorframe to housing.

FINISH: Brushed stainless steel finish (#4B) or white TGIC polyester powder coat – 5-stage pre-treatment; Salt spray test: 1,000 hours; Reflectance: 92%. Sockets: Shock-resistant sockets with gasketed internal locking collar to ensure positive lamp retention.

HARDWARE: One Type 302 stainless steel Phillips head fastener secures lens in housing channel.

ELECTRICAL: Class P ballast. Fluorescent electronic 120/277 or 347 voltage ballasts, high power factor.

WARRANTY: Limited one (1) year Kenall fluorescent warranty. [Peace of Mind Guarantee against breakage.](#)

LISTINGS: UL and CUL listed for Wet Location – covered ceiling. UL and CUL listed for Damp Location – horizontal wall mount. Optional UL and CUL Listed for Wet Location (WW Option) – horizontal wall mount. Optional UL certified IP65 per IEC 60598 (IP65 Option) – ceiling mount. Standard Hazardous Location Listings include Class I, Division 2, Groups A, B, C, D.



ORDERING INFORMATION (Ex: HES3-48-2-32-IS-1-DV-2H-PP-FS)

Model	Length	Lamp Qty/Lamp Type	Ballast Type	Ballast Qty	Voltage	Housing	Lens Type	Options
HES3				1				

Nominal Length

24	2' (60.96cm)
36	3' (91.44cm)
48	4' (121.92cm)
96	8' (243.84cm)

Lamp Qty/Type

2' Lengths (60.96cm)
1-17 F17T8

3' Lengths (91.44cm)
1-25 F25T8

4' Lengths (121.92cm)
1-32 F32T8

8' Lengths (243.84cm)
(Lamp Qty per 4' (121.92cm) Cross Section)
1-32 F32T8

Ballast Type

IS	Elec <10% THD Instant Start
RS	Elec <10% THD Rapid Start
SB	Specified Ballast

Ballast Quantity

1 One

Voltage

DV	120-277 Volts
347	347 Volt

Housing Options

2H	20-Ga CRS; Painted
P5H	20-Ga 304SS; Painted
5H	20-Ga 304SS; Brushed
PXH	20-Ga 316SS; Painted
XH	20-Ga 316SS; Brushed

Lens Type

PP	Pearlescent Polycarbonate
CP	Clear Polycarbonate

Options

- FS** Single Fuse & Holder (n/a with 347V)
 - IP65***** UL certified IP65 – Ceiling Mount (w/removable end caps – not suitable for continuous row mount)
 - PM^v** Pendant Mount (damp only) – suspension hardware by others (must be installed in accordance with all local codes)
 - WW****** UL/CUL Wet Location Listing – Horizontal Wall Mount (w/removable end caps – not suitable for continuous row mount)
 - TR** Tamper Resistant Torx® with center pin fastener (1)
- ▲ Add .375" (.95cm) to overall length
+ n/a with IP65 option
^ n/a with IP65 or WW options
** n/a with KO or PM options or 96" (243.84cm) version
v Consult factory for pendant mount hole locations.

HAZARDOUS LOCATION T-RATINGS			
Lamp Type/Qty.	Mount	Option	Operating/Temp Code
F17T8/1	Wall/Ceiling	FS	85° C / T6
F25T8/1	Wall/Ceiling	FS	85° C / T6
F32T8/1	Wall/Ceiling	FS	85° C / T6



www.kenall.com | P: 800-4-Kenall | F: 262-891-9701 | 10200 55th Street Kenosha, Wisconsin 53144, USA

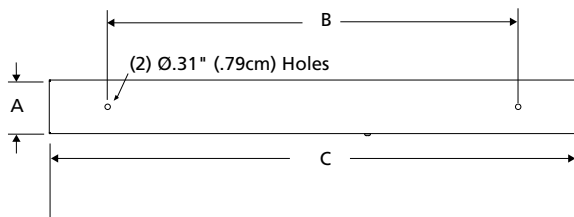
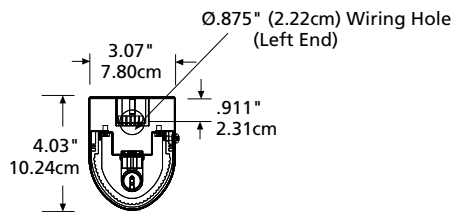
A brand of Legrand

This product complies with the Buy American Act: manufactured in the United States with more than 50% of the component cost of US origin. It may be covered by patents found at www.kenall.com/patents. Content of specification sheets is subject to change; please consult www.kenall.com for current product details. ©2019 Kenall Mfg. Co.

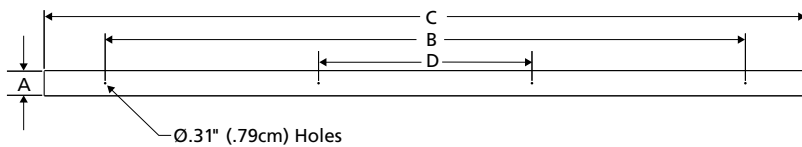
ENVIROSEAL™

HES3 SERIES

DIMENSIONAL DATA



96" (243.84cm) BASEPLATE



DIMENSIONAL DATA (IN INCHES & CENTIMETERS)

	A	B	C	D
HES324 – T8	3.07	20.00	24.75	
cm	7.80	50.80	62.87	
HES336 – T8	3.07	24.00	36.75	
cm	7.80	60.96	93.35	
HES348 – T8	3.07	40.00	48.75	
cm	7.80	101.60	123.83	
HES396 – T8	3.07	78.00	96.87	26.00
cm	7.80	198.12	246.05	66.04

