

HERCULUX™

H69 SERIES – MEDIUM PROFILE HOUSING

PRODUCT FEATURES:

- » Surface wall mount – nominal 6" W x 9" H x 6" D
- » Eyelid or full face options
- » Heavy die-cast aluminum housing
- » UV-stabilized, injection molded polycarbonate lens
- » Stainless steel Torx® fasteners



PROJECT INFORMATION

Job Name _____

Fixture Type _____

Catalog Number _____

Approved by _____

SPECIFICATIONS

HOUSING: One-piece heavy duty die-cast, low-copper aluminum housing. Housing flange interlocks around lens producing maximum moisture deflection and resistance to prying. Housing provided with four standoff mounting holes. One 3/4" IPS tapped hole on back of housing. Two 3/4" IPS tapped and plugged holes on sides of housing – see Cross Section/Details. Standard housing in dark bronze TGIC polyester powder coat – 5-stage pre-treatment.

REFLECTOR: High reflectance painted aluminum.

LENS: One-piece wraparound lens (UV-stabilized, high impact, virgin injection molded polycarbonate). Smooth exterior, prismatic interior. Nominal thickness: 0.125".

EYELID: High-impact resistant, UV-stabilized injection molded opaque dark bronze polycarbonate. See Ordering Information for optional finishes to match housing.

GASKET: Die-cut closed cell neoprene gasket seals die-cast housing to mounting surface. Lens inset into housing and sealed to integral ledge with one "O" ring closed cell silicone gasket.

HARDWARE: Four captive stainless steel Torx® with center pin fasteners secure lens/eyelid to housing. Shoulder fastener design and washer prevent lens/eyelid stress due to over torquing.

ELECTRICAL: Available in 3500K, 4000K, and 5000K color temperatures, 80 CRI. 120-277VAC or 347VAC, 50/60Hz electrical input with high power factor electronic, constant-current driver (>.90 PF). Standard 0-10V dimming with 1-100% range; maximum driver source of 200 µA.

INSTALLATION: Standard four-point mounting required for Peace of Mind Guarantee®.

PHOTOMETRICS: Photometry tested to the IESNA LM-79-08 standard by an ILAC/ISO17025 accredited laboratory. For additional photometric data, please go to www.kenall.com.

WARRANTY: Limite five (5) year LED warranty. [Peace of Mind Guarantee against breakage.](#)

LISTINGS: Luminaire is certified to UL Standards by Intertek Testing Laboratory for Wet Location.



ORDERING INFORMATION (Ex: H69FM-PP-MB-20L40K-DV)

Model	Lens Type	Finish	Lamp Type	Voltage	Options	Accessory
PP						
Model			Lamp Type		Options	
H69EM	Eyelid		10L35K	10 Watt 3500K LED	BPC	Photo Control – Button Type (120 or 277V only)
H69FM	Full Face		10L40K	10 Watt 4000K LED	FS	Single Fuse & Holder
			10L50K	10 Watt 5000K LED		
Lens Type			20L35K	20 Watt 3500K LED	Accessory	
PP	Pearlescent Polycarbonate		20L40K	20 Watt 4000K LED	9500	Torx® Screwdriver
			20L50K	20 Watt 5000K LED		
Finish			Voltage			
DB	Dark Bronze		120	120 Volts		
MB	Matte Black		277	277 Volts		
MW	Matte White		347†	347 Volts		
LG	Light Gray		DV†	120-277 Volts		
SL	Silver					
FG	Forest Green					
CC	Custom Color (Consult factory)					

† n/a with BPC



www.kenall.com | P: 800-4-Kenall | F: 262-891-9701 | 10200 55th Street Kenosha, Wisconsin 53144, USA

This product complies with the Buy American Act: manufactured in the United States with more than 50% of the component cost of US origin. It may be covered by patents found at www.kenall.com/patents. Content of specification sheets is subject to change; please consult www.kenall.com for current product details. ©2019 Kenall Mfg. Co.

A brand of Legrand

HERCULUX™

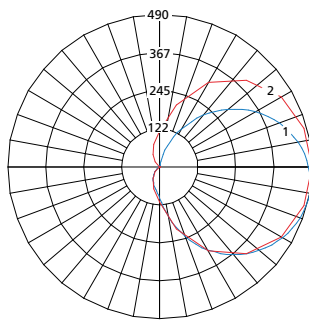
H69 SERIES – MEDIUM PROFILE HOUSING

PERFORMANCE

Model	Lamp Type	Initial Delivered Lumens		Input Power (W)	Drive Current (mA)	Estd. L70 LED Life (Hrs)
		@ 25°C	Efficacy (lm/W)			
H69EM	10L35K	1016	81	13	94	85,000
	10L40K	1016	81	13	94	85,000
	10L50K	1107	88	13	94	85,000
	20L35K	1961	86	23	94	65,000
	20L40K	1961	86	23	94	65,000
	20L50K	2137	94	23	94	65,000
H69FM	10L35K	1229	93	13	94	85,000
	10L40K	1229	93	13	94	85,000
	10L50K	1340	102	13	94	85,000
	20L35K	2371	99	24	94	65,000
	20L40K	2371	99	24	94	65,000
	20L50K	2584	108	24	94	65,000

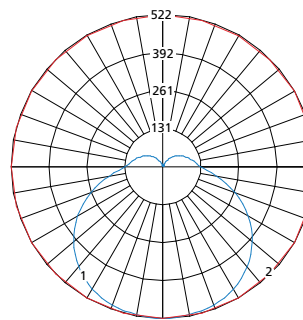
Information subject to change. Visit www.kenall.com for IES files and additional information.

Model: H69EM-PP-MW-20L40K-DV



Max Candela = 490 Located At Horizontal Angle = 0, Vertical Angle = 80
 1 - Vertical Plane Through Horizontal Angles (0-180) (Through Max. Cd.)
 2 - Horizontal Cone Through Vertical Angle (80) (Through Max. Cd.)

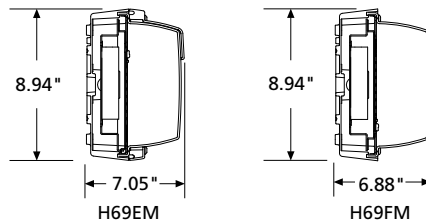
Model: H69FM-PP-MW-20L40K-DV



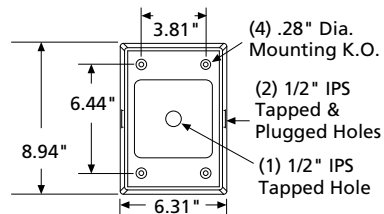
Max Candela = 522 Located At Horizontal Angle = 90, Vertical Angle = 2.5
 1 - Vertical Plane Through Horizontal Angles (90-270) (Through Max. Cd.)
 2 - Horizontal Cone Through Vertical Angle (2.5) (Through Max. Cd.)

DIMENSIONAL DATA

CROSS SECTION / DETAILS



BACK MOUNTING VIEW



www.kenall.com | P: 800-4-Kenall | F: 262-891-9701 | 10200 55th Street Kenosha, Wisconsin 53144, USA

This product complies with the Buy American Act: manufactured in the United States with more than 50% of the component cost of US origin. It may be covered by patents found at www.kenall.com/patents. Content of specification sheets is subject to change; please consult www.kenall.com for current product details. ©2019 Kenall Mfg. Co.

A brand of Legrand