

ENVIROSEAL™

Food Processing Luminaires

FES SERIES

PRODUCT FEATURES:

- » Surface mount – ceiling or wall; 3"×24", 3"×36", 3"×48", 3"×96"
- » One-piece 20-gauge housing with UV-stabilized polycarbonate lens
- » IP65 option available
- » For Hazardous applications please refer to the HES series



PROJECT INFORMATION

Job Name _____
 Fixture Type _____
 Catalog Number _____
 Approved by _____

SPECIFICATIONS:

HOUSING: One-piece, seam-welded 20-gauge CRS. Base provided with two-point mounting holes and one wireway hole. White TGIC polyester powder coat – 5-stage pre-treatment. Salt spray test: 1,000 hours; Reflectance: 92%. Lens is positioned in baseplate channels and retained with stainless steel fastener. Base mounts flush to ceiling or wall surface.

LENS/GASKET: UV-stabilized, pearlescent or clear polycarbonate. Smooth exterior, linear prismatic interior. Nominal thickness .125". Linear silicone gasket to seal doorframe to housing.

SOCKETS: Shock-resistant sockets with internal locking collar to ensure positive lamp retention. Hardware: One Type 302 stainless steel Phillips head fastener secures lens in housing channel.

ELECTRICAL: **LED:** Available 3000K, 3500K, 4000K and 5000K color temperatures, 82 CRI. 120-277VAC or 347VAC, 50/60Hz electrical input with serviceable high power factor electronic, constant-current driver (<20% THD, >0.95 PF). Standard 0-10V dimming with 3-100% range, maximum driver source of 500 µA. **LF:** Class P ballast. Fluorescent electronic 120/277 or 347 voltage ballasts, high power factor. Optional one-lamp 90 minute nickel-cadmium battery pack (EL) includes inverter charger, test switch and charging indicator lamp.

PHOTOMETRICS: Photometry tested to the IESNA LM-79-08 standard by an ILAC/ISO17025 accredited laboratory. For additional photometric data, please go to www.kenall.com.

WARRANTY: Limited five (5) year LED warranty. Peace of Mind Guarantee against breakage.

LISTINGS: UL and CUL listed for Wet Location – ceiling mount covered ceiling. UL and CUL listed for Damp Location – horizontal wall mount. Optional UL and CUL Listed for Wet Location (WW Option) – horizontal wall mount. Optional UL certified IP65 per IEC 60598 (IP65 Option) – ceiling mount. NSF2 Splash/Non-Food Zone. Rated for use in FED-STD 209E/Class 1 (ISO 3) Cleanrooms.



PEACE OF MIND
Guarantee®



ORDERING INFORMATION (Ex: FES3-48-45L50K-DCC-1-DV-2H-PP-FS)

Model	Length	Lamp Qty/Type	Ballast/Driver Type	Ballast/Driver Qty	Voltage	Housing	Lens Type	Options
FES3				1				

Nominal Length

24	2'
36	3'
48	4'
96	8'

Lamp Qty/Type

2' Lengths	
1-14 [▲]	F14T5
1-24	F24T5HO
1-17	F17T8

3' Lengths

1-21	F21T5
1-25	F25T8

4' Lengths

1-45L30K	45 Watt 3000K LED
1-45L35K	45 Watt 3500K LED
1-45L40K	45 Watt 4000K LED
1-45L50K	45 Watt 5000K LED
1-28 [▲]	F28T5
1-32	F32T8
1-54	F54T5HO

8' Lengths (Lamp Qty per 4' Cross Section)

1-45L30K	45 Watt 3000K LED
1-45L35K	45 Watt 3500K LED
1-45L40K	45 Watt 4000K LED
1-45L50K	45 Watt 5000K LED
1-28 [▲]	F28T5
1-32	F32T8
1-54	F54T5HO

Ballast/Driver Type

DCC	Dimming Constant Current (LED)
IS	Elec <10% THD Instant Start (T8)
RS	Elec <10% THD Rapid Start (T5, T5HO, T8, Biax)
SB	Specified Ballast

Ballast/Driver Quantity

1	One
---	-----

Voltage

DV	120-277 Volts
347	347 Volt

Housing Options

2H	20-Ga CRS; Painted
P5H	20-Ga 304SS; Painted
5H	20-Ga 304SS; Brushed
PXH	20-Ga 316SS; Painted
XH	20-Ga 316SS; Brushed

Lens Type

PP	Pearlescent Polycarbonate
CP [▼]	Clear Polycarbonate

Options

EL*‡	Standard Lumen EL Pack (450 lumens) (n/a with LED)
PEL*‡•	High Lumen EL Pack (1100 lumens) (n/a with LED)
SEL*‡•	Specified EL Pack (Needs to be a low profile version)
FS	Single Fuse & Holder (n/a with 347V)
HC [^]	Row Mount Hub Connector (see KO option)
KO [^]	Continuous Row Mount - .875" diameter knockout in end caps (see HC option for Kenall supplied attachment connector)
PM ^{^†}	Pendant Mount (damp locations only) suspension hardware by others
TN120	120 Volt, 13 Watt Twin Tube NPF Night Light(n/a with LED)
TN277	277 Volt, 13 Watt Twin Tube NPF Night Light(n/a with LED)
IP65***	UL certified IP65 Listing (Ceiling Mount)
WW****	UL/CUL Wet Location Listing – Horizontal Wall Mount
TR	Tamper Resistant Torx® with center pin fastener

- ▲ n/a with 347V
- * Option not available with 2' fixtures, with LED, or F21T5 lamps
- ** Not available with KO or PM options
- ^ Not available with IP65 or WW options
- Not available with IP65 option
- ‡ 347V available only with F25T8/F32T8 Lamps
- † Consult factory for pendant mount hole locations
- Not available with 3' fixture
- ◆ Add .375" to overall length
- ▼ n/a with LED



www.kenall.com | P: 800-4-Kenall | F: 262-891-9701 | 10200 55th Street Kenosha, Wisconsin 53144, USA

This product complies with the Buy American Act: manufactured in the United States with more than 50% of the component cost of US origin. It may be covered by patents found at www.kenall.com/patents. Content of specification sheets is subject to change; please consult www.kenall.com for current product details. ©2019 Kenall Mfg. Co.

A brand of Legrand

ENVIROSEAL™
Food Processing Luminaires

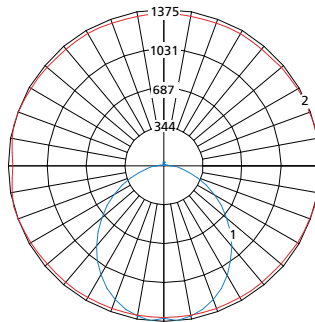
For additional photometry, go to www.kenall.com

FES SERIES
PERFORMANCE

Lamp Type	Initial Delivered Lumens		Input Power (W)	Drive Current (mA)	Estd. L70 LED Life (Hrs)
	@ 25°C	Efficacy (lm/W)			
45L30K	4,560	93	49	100	80,000
45L35K	4,701	96			
45L40K	4,861	99			
45L50K	4,989	102			

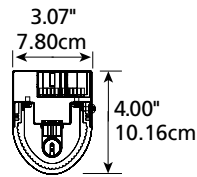
Displayed information above is for PP lens type. Info subject to change. Visit www.kenall.com for IES files and additional information.

Model: FES3-48-45L40K-DCC-DV-2H-PP



Max Candela = 1375 Located At Horizontal Angle = 15, Vertical Angle = 5
 1 - Vertical Plane Through Horizontal Angles (15 - 195) (Through Max. Cd.)
 2 - Horizontal Cone Through Vertical Angle (5) (Through Max. Cd.)

DIMENSIONAL DATA

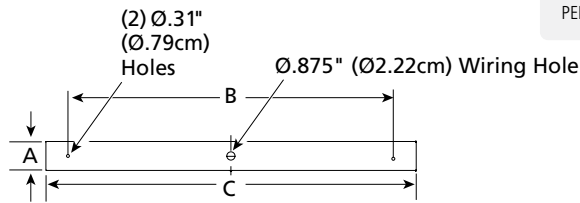


CROSS SECTION

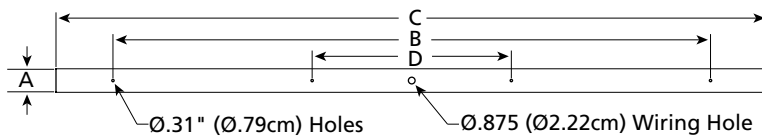
DIMENSIONAL DATA (IN INCHES)

	A	B	C	D
FES324* - T5	3.07	20.00	24.75	
FES324* - T8	3.07	20.00	24.75	
FES324* - TT	3.07	20.00	24.75	
FES336 - T5	3.07	28.00	35.00	
FES336 - T8	3.07	24.00	36.75	
FES348 - T5	3.07	40.00	46.75	
FES348 - T8	3.07	40.00	48.75	
FES348 - LED	3.07	40.00	48.75	
FES348 - T5 - PEL	3.07	42.00	46.75	
FES348 - T8 - PEL	3.07	43.50	46.75	
FES396 - T5	3.07	78.00	92.87	26.00
FES396 - T8	3.07	78.00	96.87	26.00

*NOTE: FES324 Wiring Hole offset 1" left of center line
 PEL Wiring Hole offset 1.75" left of center line



BASEPLATE



96" BASEPLATE



www.kenall.com | P: 800-4-Kenall | F: 262-891-9701 | 10200 55th Street Kenosha, Wisconsin 53144, USA

A brand of **Legrand**

This product complies with the Buy American Act: manufactured in the United States with more than 50% of the component cost of US origin. It may be covered by patents found at www.kenall.com/patents. Content of specification sheets is subject to change; please consult www.kenall.com for current product details. ©2019 Kenall Mfg. Co.