

SIMPLESEAL™

CSEDO SERIES – FAST TRACK

PRODUCT FEATURES:

- » Fast Track ordering options ship in 5 days (limited quantity of 25 units)
- » High-output, high-CRI LED lamp sources for accurate color rendition and lighting perform
- » Diffused high-efficiency lens for reduced glare
- » Recessed ceiling mount; grid or flange - 2'x2', 2'x4'
- » Suitable for universal installation into 1.0" and 1.5" grid or flange (drywall) ceilings
- » One piece overlapping door provides air-tight integrity of luminaire

SPECIFICATIONS

HOUSING: Standard 24-gauge cold rolled steel, hole-free, one-piece, seam-welded construction. 18-gauge housing flange with mitered and welded corners. White TGIC polyester powder coat finish with 5-step pre-treatment. Salt spray test: 1,000 hours; Reflectance: 92%.

DOORFRAME: 20-gauge type 304 stainless steel (#4 finish-post fabrication). One-piece 60° beveled perimeter construction. Continuous angle lens retention system. Mechanical guide for doorframe fastener alignment. Doorframe secured to housing with stainless steel aircraft cables and captive flush mounted Phillips head stainless steel fasteners (8) for 2x2, (12) for 2x4. Thumb screws used for FN option.

OPTICS: Symmetric optic includes diffused, impact-resistant acrylic lens. FN option includes FDA approved Food Zone clear polycarbonate lens outer lens; diffused acrylic inner lens.

DOORFRAME GASKET: One-piece closed cell extruded Nitrile gasket seals Doorframe to housing and ceiling structure.

ELECTRICAL: Available 3500K, 4000K and 5000K color temperatures with maximum 3-step MacAdam variation allowance. 120-277VAC and 347VAC, 50/60Hz electrical input with serviceable high power factor electronic, constant-current driver (<20% THD, >0.95 PF). Standard 0-10V dimming with 1-100% range and dim-to-dark capabilities (non dim-to-dark with 347V); 330µA maximum source current.

INSTALLATION: Non-IC recessed ceiling mounting into grid and flange application types. Flange installation utilizes included adjustable swing-out mounting brackets. Grid installation suitable for 1" and 1.5" T-bar ceilings. Housing is field-convertible between grid and flange-style mounting types. See Options for continuous row mounting and install frames.

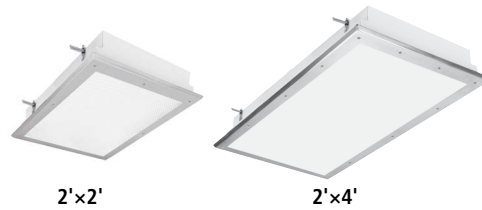
PHOTOMETRICS: Photometry tested to the IESNA LM-79-08 standard. For additional photometric data, please go to www.kenall.com.

WARRANTY: Limited five (5) year warranty.

LISTINGS: Luminaire is certified to UL standards by Intertek Testing Laboratories for Wet Location. Certified IP66 per IEC 60598. NSF2 Splash/Non-Food Zone. CCEA Approved. Suitable for biosafety labs rated BSL 3 and 4. FED-STD-209E/Class 1 (ISO 3) Cleanrooms. DesignLights Consortium® (DLC) qualified product. Not all versions of this product may be DLC listed. Please check the DLC Qualified Products List [here](#) for listed configuration details. Suitable for EU GMP Grade A cleanrooms. Suitable for installation into -30°C to 40°C ambient environments, unless otherwise noted.



| PROJECT INFORMATION | |
|---------------------|-------|
| Job Name | _____ |
| Fixture Type | _____ |
| Catalog Number | _____ |
| Approved by | _____ |



ORDERING INFORMATION (Ex: CSEDO-24-67L-40K8-DIM1-DV-2F-4H-SYM)

| Model | Size | Lamp Power | Lamp Color | Driver | Voltage | Doorframe | Housing | Optics |
|--------------|----------------------------------|------------|------------|------------------------------------|---------|-----------|---|------------|
| CSEDO | | | | DIM1 | | | 4H | SYM |
| | Size | | | Driver Type | | | Housing Options | |
| | 22 2'x2' | | | DIM1 0-10V Dimming to 1% | | | 4H 24-Ga CRS in Gloss White | |
| | 24 2'x4' | | | Voltage | | | Optics | |
| | Lamp Power | | | DV 120-277VAC, 50/60Hz | | | SYM Symmetric, Diffused DR Acrylic | |
| | 2'x2' | | | 120 120VAC | | | | |
| | 45LD 45 Watt Dual-Row LED | | | 277 277VAC | | | | |
| | 67L 67 Watt LED | | | 347 347VAC | | | | |
| | 90L 90 Watt LED | | | Doorframe Options | | | | |
| | 2'x4' | | | 5F 20-Ga Type 304 SS with | | | | |
| | 45LD 45 Watt Dual-Row LED | | | 4B Brushed Finish (STD) | | | | |
| | 67L 67 Watt LED | | | 2F 20-Ga CRS in Gloss White | | | | |
| | 90L 90 Watt LED | | | | | | | |
| | Lamp Color | | | | | | | |
| | 35K8 3500K / 82 CRI min. | | | | | | | |
| | 40K8 4000K / 82 CRI min. | | | | | | | |

Click [HERE](#) for full range of CSEDO ordering options



www.kenall.com | P: 800-4-Kenall | F: 262-891-9701 | 10200 55th Street Kenosha, Wisconsin 53144, USA

A brand of **legrand**

This product complies with the Buy American Act: manufactured in the United States with more than 50% of the component cost of US origin. It may be covered by patents found at www.kenall.com/patents. Content of specification sheets is subject to change; please consult www.kenall.com for current product details. ©2019 Kenall Mfg. Co.

SIMPLESEAL™

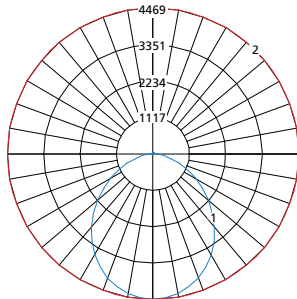
CSEDO SERIES – FAST TRACK

PERFORMANCE

| Model | Lamp Type | Initial Delivered Lumens | | Input Power (W) | Drive Current (mA) | Estd. L70 LED Life (Hrs) |
|---------|-----------|--------------------------|-----------------|-----------------|--------------------|--------------------------|
| | | @ 25°C | Efficacy (lm/W) | | | |
| CSEDO22 | 45LD-35K8 | 5,461 | 111 | 46 | 50 | 80,000 |
| | 45LD-40K8 | 5,556 | 113 | 46 | 50 | 80,000 |
| | 67L-35K8 | 8,365 | 116 | 72 | 75 | 80,000 |
| | 67L-40K8 | 8,511 | 118 | 72 | 75 | 80,000 |
| | 90L-35K8 | 10,749 | 111 | 97 | 100 | 60,000 |
| | 90L-40K8 | 10,937 | 113 | 97 | 100 | 60,000 |
| CSEDO24 | 45LD-35K8 | 6,593 | 143 | 46 | 50 | 100,000 |
| | 45LD-40K8 | 6,709 | 146 | 46 | 50 | 100,000 |
| | 67L-35K8 | 9,171 | 127 | 72 | 75 | 80,000 |
| | 67L-40K8 | 9,331 | 130 | 72 | 75 | 80,000 |
| | 90L-35K8 | 11,784 | 121 | 97 | 100 | 60,000 |
| | 90L-40K8 | 11,990 | 124 | 97 | 100 | 60,000 |

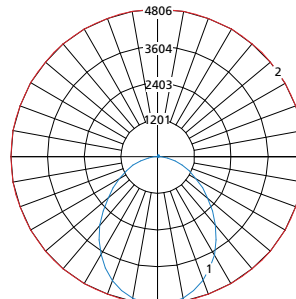
Displayed information is for described luminaires only. Subject to change without notice. Visit www.kenall.com for IES files additional information.

Model: CSEDO22-90L-40K8-DIM1-DV-2F-4H-SYM



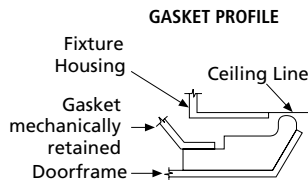
Max Candela = 4469 Located At Horizontal Angle = 0, Vertical Angle = 0
 1 - Vertical Plane Through Horizontal Angles (0 - 180) (Through Max. Cd.)
 2 - Horizontal Cone Through Vertical Angle (0) (Through Max. Cd.)

Model: CSEDO24-90L-40K8-DIM1-DV-2F-4H-SYM

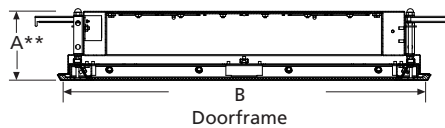


Maximum Candela = 4806 Located At Horizontal Angle = 0, Vertical Angle = 0
 1 - Vertical Plane Through Horizontal Angles (0-180) (Through Max. Cd.)
 2 - Horizontal Cone Through Vertical Angle (0) (Through Max. Cd.)

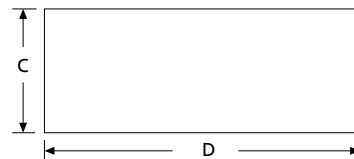
DIMENSIONAL DATA



CROSS SECTION



CEILING CUTOUT



DIMENSIONAL DATA (IN INCHES)

| | A | B | C | D |
|-----|------|---------------|-------|-------|
| 2x2 | 4.43 | 23.94 x 23.94 | 22.85 | 22.85 |
| 2x4 | 4.43 | 23.94 x 47.94 | 22.85 | 46.85 |

** Height is 5.875" with LEL option



www.kenall.com | P: 800-4-Kenall | F: 262-891-9701 | 10200 55th Street Kenosha, Wisconsin 53144, USA

A brand of **legrand**

This product complies with the Buy American Act: manufactured in the United States with more than 50% of the component cost of US origin. It may be covered by patents found at www.kenall.com/patents. Content of specification sheets is subject to change; please consult www.kenall.com for current product details. ©2019 Kenall Mfg. Co.