

SIMPLESEAL™

CSEDI SERIES – FAST TRACK

PRODUCT FEATURES:

- » Fast Track ordering options ship in 5 days (limited quantity of 25 units)
- » High-output, high-CRI LED lamp sources for accurate color rendition and lighting performance
- » Diffused high-efficiency lens for reduced glare
- » Recessed ceiling mount; grid or flange - 2'x2', 2'x4'
- » Suitable for universal installation into 1.0" and 1.5" grid or flange (drywall) ceilings
- » One piece inset doorframe, secured to housing with aircraft cables

SPECIFICATIONS

HOUSING: Standard 24-gauge cold rolled steel, hole-free, one-piece, seam-welded construction. 18-gauge housing flange with mitered and welded corners. White TGIC polyester powder coat finish with 5-step pre-treatment. Salt spray test: 1,000 hours; Reflectance: 92%.

DOORFRAME: 18-gauge CRS. One-piece inset-style construction with welded corners. Gloss white TGIC polyester powder coat finish with 5-stage pre-treatment. Doorframe secured to housing with stainless steel aircraft cables and captive, flush-mounted Phillips-head fasteners. Closed-cell silicone gasket seals doorframe to housing.

OPTICS: Symmetric optic includes diffused, impact-resistant acrylic lens.

ELECTRICAL: Available 3500K and 4000K color temperatures with maximum 3-step MacAdam variation allowance. 120-277VAC and 347VAC, 50/60Hz electrical input with serviceable high power factor electronic, constant-current driver (<20% THD, >0.95 PF). Standard 0-10V dimming with 1-100% range and dim-to-dark capabilities (non dim-to-dark with 347V); 330µA maximum source current.

INSTALLATION: Non-IC recessed ceiling mounting into grid and flange application types. Flange installation utilizes included adjustable swing-out mounting brackets. Grid installation suitable for 1" and 1.5" T-bar ceilings. Universal installation into grid or flange (drywall) ceiling applications. See Options for continuous row mounting and install frames.

PHOTOMETRICS: Photometry tested to the IESNA LM-79-08 standard. For additional photometric data, please go to www.kenall.com

WARRANTY: Limited five (5) year warranty.

LISTINGS: Luminaire is certified to UL standards by Intertek Testing Laboratories for Wet Location. Certified IP65 per IEC 60598. NSF2 Splash/Non-Food Zone. CCEA Approved. Suitable for biosafety labs rated BSL 1 and 2. Meets K230 Leakage Standard for luminaire leakage in pressurized environments and FED-STD-209E/Class 1 (ISO 3) Cleanrooms. DesignLights Consortium® (DLC) qualified product. Not all versions of this product may be DLC listed. Please check the DLC Qualified Products List [here](#) for listed configuration details. Suitable for EU GMP Grade A cleanrooms. Suitable for installation into -30°C to 40°C ambient environments, unless otherwise noted.



PROJECT INFORMATION

Job Name _____
 Fixture Type _____
 Catalog Number _____
 Approved by _____



ORDERING INFORMATION (Ex: CSEDI-24-67L-40K8-DIM1-DV-2F-4H-SYM)

Model	Size	Lamp Power	Lamp Color	Driver	Voltage	Doorframe	Housing	Optics
CSEDI				DIM1			4H	SYM
	Size			Driver Type			Housing Options	
	22 2'x2'			DIM1 0-10V Dimming to 1%			4H 24-Ga CRS in Gloss White	
	24 2'x4'							
	Lamp Power			Voltage			Optics	
	2'x2'			DV 120/277VAC, 50/60Hz			SYM Symmetric, Diffused DR Acrylic	
	45LD 45 Watt Dual-Row LED			120 120VAC				
	67L 67 Watt LED			277 277VAC				
				347 347VAC				
	2'x4'			Doorframe Options				
	45LD 45 Watt Dual-Row LED			5F 20-Ga Type 304 SS with 4B Brushed Finish				
	67L 67 Watt LED			2F 18-Ga CRS in Gloss White (STD)				
	90L 90 Watt LED							
	Lamp Color							
	35K8 3500K / 82 CRI min.							
	40K8 4000K / 82 CRI min.							

Click [HERE](#) for full range of CSEDI ordering options



www.kenall.com | P: 800-4-Kenall | F: 262-891-9701 | 10200 55th Street Kenosha, Wisconsin 53144, USA

A brand of **legrand**

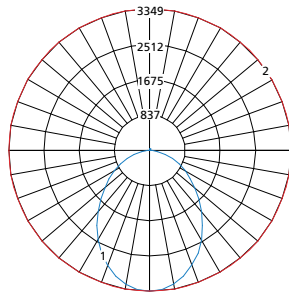
This product complies with the Buy American Act: manufactured in the United States with more than 50% of the component cost of US origin. It may be covered by patents found at www.kenall.com/patents. Content of specification sheets is subject to change; please consult www.kenall.com for current product details. ©2019 Kenall Mfg. Co.

SIMPLESEAL™
CSEDI SERIES – 5 DAY SHIP

PERFORMANCE		Initial Delivered Lumens		Input Power (W)	Drive Current (mA)	Estd. L70 LED Life (Hrs)
Model	Lamp Type	@ 25°C	Efficacy (lm/W)			
CSEDI22	45LD-35K8	5,311	108	49	100	80,000
	45LD-40K8	5,404	110	49	100	80,000
	67L-35K8	8,136	113	72	75	80,000
	67L-40K8	8,278	115	72	75	80,000
CSEDI24	45LD-35K8	6,238	136	46	50	100,000
	45LD-40K8	6,347	138	46	50	100,000
	67L-35K8	8,677	121	72	75	80,000
	67L-40K8	8,828	123	72	75	80,000
	90L-35K8	11,149	114	98	100	60,000
	90L-40K8	11,344	116	98	100	60,000

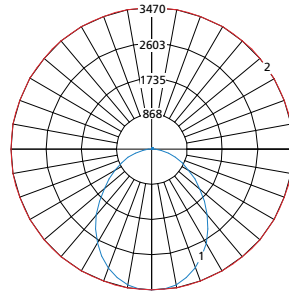
Displayed information is for selected luminaires only. Additional wattages and color temperatures are also available. Visit www.kenall.com for additional information.

Model: CSEDI22-67L-40K8-DIM1-DV-2F-4H



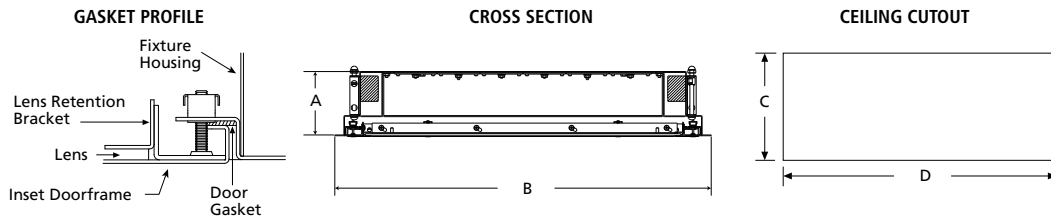
Maximum Candela = 3349 Located At Horizontal Angle = 0, Vertical Angle = 0
 1 - Vertical Plane Through Horizontal Angles (0-180) (Through Max. Cd.)
 2 - Horizontal Cone Through Vertical Angle (0) (Through Max. Cd.)

Model: CSEDI24-67L-40K8-DIM1-DV-2F-4H



Maximum Candela = 3470 Located At Horizontal Angle = 0, Vertical Angle = 0
 1 - Vertical Plane Through Horizontal Angles (0-180) (Through Max. Cd.)
 2 - Horizontal Cone Through Vertical Angle (0) (Through Max. Cd.)

DIMENSIONAL DATA



DIMENSIONAL DATA (IN INCHES & CENTIMETERS)				
	A	B	C	D
24x24	4.20	23.75 × 23.75	22.85	22.85
60.96cm×60.96cm	10.67	60.33 × 60.33	58.04	58.04
24x48	4.20	23.75 × 47.75	22.85	46.85
60.96cm×121.92cm	10.67	60.33 × 121.29	58.04	119.00

** Height is 5.875" (15 cm) with LEL option

