

MEDMASTER™

Patient Room Luminaires

MADC SERIES

PRODUCT FEATURES:

- » Ceiling mount – surface, grid, or flange; 2'x2' & 2'x4'
- » Indirect ambient lighting
- » Ingress Barrier Door provides consistent surface for cleanliness



PROJECT INFORMATION

Job Name _____

Fixture Type _____

Catalog Number _____

Approved by _____

SPECIFICATIONS

HOUSING: FLANGE AND GRID: 20-gauge CRS one-piece seam welded construction. **SURFACE:** 18-gauge CRS one-piece seam welded construction. White TGIC polyester powder coat – 5-stage pretreatment. Salt spray test 1,000 hours. Reflectance 92%. (See options for Antimicrobial Finish). Flanges: Flange and Grid – 18-gauge CRS.

DOORFRAME: Heavy duty extruded aluminum with clear satin anodized finish. Doorframe supported to housing with aircraft cables (IB-AC) to provide NSF2 listing, or an optional continuous [hinged doorframe (IB-HD). Select in ordering options below. Phillips head stainless steel fasteners secure door to housing – 8 with IB-AC and 2 with IB-HD. Extruded closed cell gasket seals doorframe to housing.

LENS: Supplied with IB-AC or IB-HD Options. .125" clear high impact acrylic. Sealed to extruded aluminum frame with a vinyl gasket.

LAMP SHIELDING: Perforated aluminum basket with pearlescent acrylic diffuser – white TGIC polyester powder coat finish.

ELECTRICAL: LED: Available 3000K, 3500K, 4000K and 5000K color temperatures, 82 CRI. 120-277VAC, 50/60Hz electrical input with serviceable high power factor electronic, constant-current driver (<20% THD, >0.95 PF). Standard 0-10V dimming with 1-100% range and dim-to-dark capabilities (non dim-to-dark with 347V); 330 µA max. source current. **LF:** Fluorescent electronic ballasts, high power factor (<10% THD.) See Ordering Information for optional equipment. Lamps by others. Optional LVC and LVCD provides a low-voltage patient interface, controlling the lamp source and optional night light with (LVCD) and without (LVC) dimming control.

SENSOR & CONTROLS: Optional sensor available with compatible third party controls. To see the full list of compatible controls, click [here](#).

INSTALLATION: SURFACE MOUNT: Four .312" diameter holes. **GRID MOUNT:** Designed for 1" and 1.5" grid. (Housing includes hanging brackets to secure housing with wire to super structure). **FLANGE MOUNT:** Yoke mounting hardware & brackets included. Install Frame and Plaster Frames both positively locates yoke brackets within ceiling opening assures alignment of fixture. Install frame has no need for drywall backing. Backing is supplied on the frame brackets.

WARRANTY: Limited five (5) year LED warranty.

LISTINGS: Certified to UL Standards by Intertek Testing Laboratory for Wet Locations. ETL certified IP65 per IEC 60598. NSF2 Splash/Non-Food Zone (IB-AC only).



ORDERING INFORMATION (Ex: MADC-24-G-45L40K-DCC-277-IB-AC-LEL)

Model	Size	Mounting	Lamp Qty	Lamp Type	Ballast/Driver Type	Ballast Qty	Voltage	Doorframe	Options	Accessories
MADC								IB-		
Size	22 2'x2'			Lamp Type		Ballast Quantity (n/a with LED)			Options	
	24 2'x4'			2x2		1 One			LEL▲ 10W LED Emergency Battery Pack	
				45L30K 45 Watt 3000K LED		2 Two			EL* Standard Lumen One-Lamp EL pack (347V dry location only)	
				45L35K 45 Watt 3500K LED					AMF Antimicrobial Finish on exposed surfaces	
Mounting Options				45L40K 45 Watt 4000K LED		Voltage			NLW▲ 2700K White LED Night Light	
S Surface				45L50K 45 Watt 5000K LED		120 120 Volts			NLA▲ Amber LED Night Light	
G Grid (1" & 1.5")				14▲ F14T5		277 277 Volts			FS Single Fuse & Holder (1 per ballast)	
F Flange				17 F17T8		347 347 Volts (Consult factory)			LVC▲ Low Voltage Controller (Click here for specifications)	
				24▲ F24T5HO		DV 120-277 Volts			LVCD▲ Low Voltage Controller with Dimming (Click here for specifications)	
Lamp Quantity (n/a with LED)						Doorframe			RF▲ Radio Frequency Filter (1 per ballast/driver)	
1 One Lamp				2x4		AC Ingress Barrier w/Aircraft Cables			Accessories	
2 Two Lamps				45L30K 45 Watt 3000K LED		HD Ingress Barrier w/Continuous Piano Hinge (not NSF2 listed)			IF** Install Frame (Flange only)	
3 Three Lamps				45L35K 45 Watt 3500K LED					PF** Plaster Frame (Flange only)	
				45L40K 45 Watt 4000K LED						
				45L50K 45 Watt 5000K LED						
				67L30K 67 Watt 3000K LED						
				67L35K 67 Watt 3500K LED						
				67L40K 67 Watt 4000K LED						
				67L50K 67 Watt 5000K LED						
				90L30K 90 Watt 3000K LED						
				90L35K 90 Watt 3500K LED						
				90L40K 90 Watt 4000K LED						
				90L50K 90 Watt 5000K LED						
				28▲ F28T5						
				32 F32T8						
				54 F54T5HO						
				Ballast/Driver Type						
				IS Instant Start Electronic <10% THD (T8)						
				RS Rapid Start Electronic <10% THD (T8,T5,T5HO)						
				SB Specified Ballast						
				DCC Dimming Constant Current						

ACCESSORIES ORDERED SEPARATELY

MPWS Low Voltage Wall Switch (Click [here](#) for Specifications)

- ▲ n/a with 347V
- * n/a with LED
- ** Refer to note within Dimensional Data section



www.kenall.com | P: 800-4-Kenall | F: 262-891-9701 | 10200 55th Street Kenosha, Wisconsin 53144, USA

A brand of **legrand**

This product complies with the Buy American Act: manufactured in the United States with more than 50% of the component cost of US origin. It may be covered by patents found at www.kenall.com/patents. Content of specification sheets is subject to change; please consult www.kenall.com for current product details. ©2022 Kenall Mfg. Co.

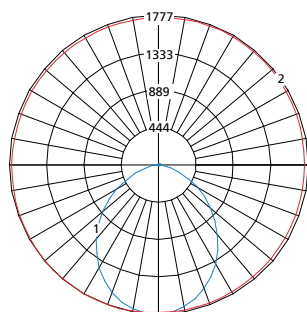
MADC SERIES

PERFORMANCE

Size	Lamp Type	Initial Delivered Lumens		Input Power (W)	Drive Current (mA)	Estd. L ₇₀ LED Life (Hrs)
		@ 25°C	Efficacy (lm/W)			
22	45L30K	3,816	76	50	94	80,000
	45L35K	3,934	79			
	45L40K	4,068	81			
	45L50K	4,231	85			
24	45L30K	4,162	83	50	94	80,000
	45L35K	4,291	86			
	45L40K	4,437	89			
	45L50K	4,614	92			
	67L30K	6,543	88	74	66	80,000
	67L35K	6,746	91			
	67L40K	6,976	94			
	67L50K	7,255	98			
	90L30K	8,323	85	98	94	80,000
	90L35K	8,580	88			
	90L40K	8,873	91			
	90L50K	9,228	94			

Displayed information is for selected luminaires only. Additional wattages and color temperatures are also available. Visit www.kenall.com for additional information.

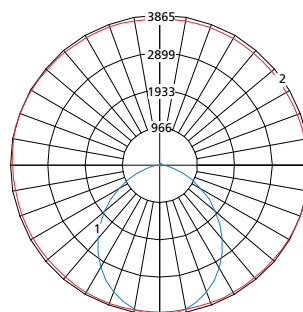
Model: MADC22-F-45L40K-DCC-DV-IB-AC



Maximum Candela = 1777 Located At Horizontal Angle = 240, Vertical Angle = 5

- 1 - Vertical Plane Through Horizontal Angles (240-60) (Through Max. Cd.)
- 2 - Horizontal Cone Through Vertical Angle (5) (Through Max. Cd.)

Model: MADC24-F-90L40K-DCC-DV-IB-AC



Maximum Candela = 3865 Located At Horizontal Angle = 165, Vertical Angle = 5

- 1 - Vertical Plane Through Horizontal Angles (165-345) (Through Max. Cd.)
- 2 - Horizontal Cone Through Vertical Angle (5) (Through Max. Cd.)

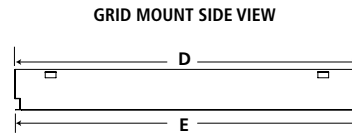
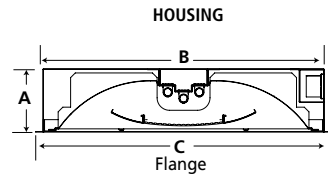


MEDMASTER™
Patient Room Luminaires

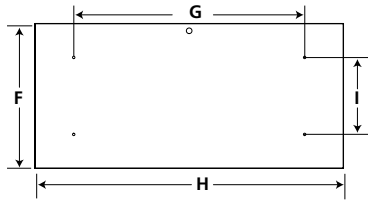
For additional photometry, go to www.kenall.com

MADC SERIES

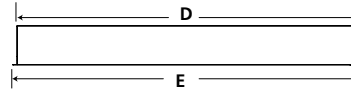
DIMENSIONAL DATA



**SURFACE MOUNT
RECOMMENDED CEILING CUTOUT/MOUNTING HOLE**



FLANGE MOUNT SIDE VIEW



DIMENSIONAL DATA (IN INCHES)

	A	B	C	D	E	F	G	H	I
2x2 T5	5.88	22.60	23.75	22.60	23.75	22.88	12.00	22.88**	12.00
2x2 T8 (Grid)	5.88	22.60	23.75	24.00	23.75				
2x2 T8 (Flange)	5.88	22.60	23.75	24.12**	25.28**				
2x4 T5	5.88	22.60	23.75	44.60	47.75	22.88**	36.00	46.88**	12.00
2x4 T8 (Grid)	5.88	22.60	23.75	48.00	47.75				
2x4 T8 (Flange)	5.88	22.60	23.75	48.12**	49.28**				

**Add .25" to each cut-out dimension when Install Frame (IF) or Plaster Frame (PF) Accessory is specified (Flange only)



www.kenall.com | P: 800-4-Kenall | F: 262-891-9701 | 10200 55th Street Kenosha, Wisconsin 53144, USA

A brand of **legrand**

This product complies with the Buy American Act: manufactured in the United States with more than 50% of the component cost of US origin. It may be covered by patents found at www.kenall.com/patents. Content of specification sheets is subject to change; please consult www.kenall.com for current product details. ©2022 Kenall Mfg. Co.