

TPDPT SERIES



IMPORTANT SAFEGUARDS


When using electrical equipment, basic safety precautions should always be followed, including the following:

THIS PRODUCT MUST BE INSTALLED IN ACCORDANCE WITH THE APPLICABLE INSTALLATION CODE BY A PERSON FAMILIAR WITH THE CONSTRUCTION AND OPERATION OF THE PRODUCT AND THE HAZARDS INVOLVED. DISCONNECT POWER TO ALL CIRCUITS BEFORE WIRING FIXTURE. INSTALL IN ACCORDANCE WITH ALL NATIONAL, STATE, AND LOCAL CODES. DO NOT CONNECT TO AN UNGROUNDED SUPPLY. READ ALL FIXTURE MARKINGS AND LABELS TO ENSURE CORRECT INSTALLATION OF FIXTURE. SUPPLEMENTAL INSTRUCTIONS MAY BE LOCATED ON THE FIXTURE, IN ADDITION TO THIS INSTRUCTION SHEET, REGARDING ORIENTATION, OR MOUNTING RESTRICTIONS.

SAVE THESE INSTRUCTIONS

INSTALLATION INSTRUCTIONS


Bottom View



1. Adapts to 4" square or 5" round posts with four (4) set screws.



2. Remove cover.




3. Make electrical connections.



4. Reattach cover.



Tenon Mounting Option (attached at factory)



Use threadlocker on the four (4) set screws.

CUSTOMER SERVICE

For technical assistance, call 1-800-4KENALL (1-800-453-6255).

WARRANTY

For warranty information visit www.kenall.com/Resources/Certified-Performance-Warranties

