

MIGHTY MAC™

WCB SERIES

PRODUCT FEATURES:

- » Surface wall mount – (9"×11")×29", (9"×11")×53"
- » Single aperture – down/task lighting
- » TIG welded housing with no post grinding for additional strength
- » Vertically adjustable bracket secured to housing via thru-studs
- » Bull-nose edged for anti-ligature and patient safety



PROJECT INFORMATION

Job Name _____

Fixture Type _____

Catalog Number _____

Approved by _____

SPECIFICATIONS

HOUSING: One-piece die-formed prime grade material as specified – see Ordering Information. Corners continuously seam welded and smooth with no post grinding (TIG). Clamshell housing resistant to penetration and contraband concealment. Completely-concealed 24" internal drop slot piano hinge (1/2" knuckle / 1/8" diameter pin) standard; pin secured to knuckle; hinge welded to housing and mounts to baseplate via keyholes. See Options for full length internal hinge (IHF). Gloss white TGIC polyester powder coat finish with 5-stage pre-treatment. Reflectance 92%. Salt spray test: 1,000 hours.

BASEPLATE: Prime grade material as specified – see Ordering Information. Die-formed blade trap (1/4" minimum) prevents contraband concealment and access. Embossed standoffs prevent distortion.

LENS: As specified – maximum thickness .625" – see Ordering Information. Kenall recommends the diffused DR acrylic (SYM) or textured/prismatic inner lens and a clear outer lens. Two clear lenses used in combination cannot be provided. Vertically adjustable continuous "Z" brackets of prime grade material, secured to housing via thru-studs (6" maximum spacing).

FASTENERS: Hardened security screws as specified – see Ordering Information. Fully recessed.

ELECTRICAL: Serviceable mid-power LED array with multiple CCT options. 82CRI minimum. Maximum 3-step MacAdam variation allowance. 120-277VAC and 347VAC, 50/60Hz electrical input with serviceable high power factor, constant-current LED driver (<20% THD, >0.95 PF). Standard 0-10V dimming with 1-100% range and dim-to-dark capabilities (non dim-to-dark on 347V input). 165µA maximum source current. Consult factory for linear fluorescent options.

SENSOR & CONTROLS: Optional sensor available with compatible third party controls. To see the full list of compatible controls, click [here](#).

LUMINOUS SEAL: Polyurethane foam prevents light leaks from luminaire base.

INSTALLATION: Surface wall mount. Fixture not suitable for Surface Conduit or Continuous Row Mounting.

WARRANTY: Limited five (5) year warranty on LED lamps.

PHOTOMETRICS: Photometry tested to the IESNA LM-79-08 standard by an independent ILAC/ISO17025 accredited laboratory. For additional photometric data, please go to www.kenall.com

LISTINGS: Luminaire is certified to UL 1598 and UL 8750 standards by Intertek Testing Services for Damp Locations. Build America, Buy America Act compliant.



ORDERING INFORMATION (Ex: WCB-4-0/0-45L35K-DIM1-DV-SYM/B-1-LEL)

Model	Size	Hsg./Base Plate	Lamp Power	Driver Type	Voltage	Lens (Inner/Outer)	Fasteners	Options
WCB		/		DIM1		/		
Nominal Size		Lamp Power		Lens (Inner/Outer)‡		Options		
2	(9"×11")×29"	2' Nominal Length		0	No Lens	LEL	Integral 8.4W Emergency Battery Backup (4' only; n/a 347V, 0°C min ambient)	
4	(9"×11")×53"	25L30K	25 Watt 3000K LED	SYM•	Symmetric, Diffused DR Acrylic	LELST	Integral 6W Self-Testing Emergency Battery Backup (4' only; n/a 347V, 0°C min ambient)	
		25L35K	25 Watt 3500K LED	1	.125" Prismatic Acrylic	FS	Fuse & Holder	
		25L40K	25 Watt 4000K LED	2	.125" Prismatic Polycarbonate	DLNA*	Amber LED Night Light (100%-20%, voltage-specific selection required)	
		25L50K	25 Watt 5000K LED	3	.125" Textured Polycarbonate	DLN*	White LED Night Light (100%-20%, voltage-specific selection required)	
Housing/Base Material		4' Nominal Length		G^	.125" Clear Polycarbonate	IHF	Internal Full-Length Hinge	
0	14-Ga CRS (Painted White)	45L30K	45 Watt 3000K LED	4	.156" Prismatic Polycarbonate	RPL*	Recessed Push Switch - Left Side	
3	14-Ga SS (Painted White)	45L35K	45 Watt 3500K LED	TG	.250" Textured Tempered Glass	RPR*	Recessed Push Switch - Right Side	
6*	14-Ga SS (Brushed)	45L40K	45 Watt 4000K LED	6	.187" Prismatic Polycarbonate			
		45L50K	45 Watt 5000K LED	7^	.187" Clear Polycarbonate			
		Driver Type		8^	.187" Clear Tempered Glass			
		DIM1	0-10V Dimming to 1%	9^	.250" Clear Polycarbonate			
		Voltage		A^	.250" Clear Tempered Glass			
		120	120 Volts	B^	.375" Clear Polycarbonate			
		277	277 Volts	C^	.375" Clear Tempered Glass			
		347	347 Volts	J^	.500" Clear Polycarbonate			
		DV	120-277 Volts	PA	.500" Clear Tempered Glass			
		Fasteners						
		1	Torx® T-20 Head w/ Center Pin					
		2	Allen Head w/ Center Pin					



www.kenall.com | P: 800-4-Kenall | F: 262-891-9700 | 10200 55th Street Kenosha, Wisconsin 53144, USA
 This product is able to comply with the latest domestic preference legislation, such as the Buy American Act (BAA), Trade Agreement Act (TAA), Build America, Buy America Act (BABA), and others. It may be covered by patents found at www.kenall.com/patents. Content of specification sheets is subject to change; please consult www.kenall.com for current product details. ©2025 Kenall Mfg. Co.

A brand of **Legrand**

WCB-050725

MIGHTY MAC™

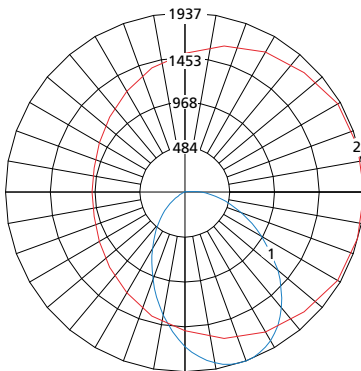
WCB SERIES

PERFORMANCE

Lamp Power	Initial Delivered Lumens		Input Power (W)	Drive Current (mA)	Estd. L70 LED Life (Hrs)
	Lumen Output (lm)	Efficacy (lm/W)			
25L30K	2,001	70	28	117	80,000
25L35K	2,063	73	28	117	80,000
25L40K	2,133	75	28	117	80,000
25L50K	2,218	78	28	117	80,000
45L30K	3,788	81	47	100	80,000
45L35K	3,905	83	47	100	80,000
45L40K	4,039	86	47	100	80,000
45L50K	4,200	89	47	100	80,000

NOTE: All products tested with SYM/B lens configuration. See "Lumen Output Scaling Factor" table for output values with alternate lens configurations. Information subject to change without notice. Visit www.kenall.com for IES files and additional information.

Model: WCB-4-x-y-45L40K-DIM1-z-SYM-B-1



Maximum Candela = 1937 Located At Horizontal Angle = 0, Vertical Angle = 20

- 1 - Vertical Plane Through Horizontal Angles (0-180) (Through Max. Cd.)
- 2 - Horizontal Cone Through Vertical Angle (20) (Through Max. Cd.)

LUMEN OUTPUT SCALING FACTORS

Lens Configuration	Inner Lens	Outer Lens	Scaling Factor
SYM/G	1/8" Frost Acrylic	1/8" Clear PC	1.10
SYM/7		3/16" Clear PC	1.06
SYM/8		3/16" Clear TG	1.06
SYM/9		1/4" Clear PC	1.03
SYM/B		3/8" Clear PC	1.00
SYM/C		3/8" Clear TG	1.03
SYM/J		1/2" Clear PC	0.99
1/G	1/8" Prismatic Acrylic	1/8" Clear PC	1.04
1/9		1/4" Clear PC	0.99
1/B		3/8" Clear PC	0.99
2/J	1/8" Prismatic PC	1/2" Clear PC	0.87

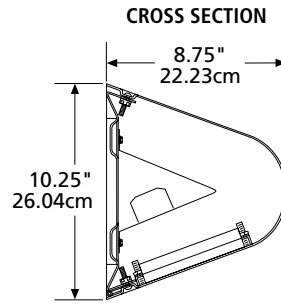
NOTE: Use this table to determine the lumen output and efficacy of the desired lens configuration by multiplying the provided value with the appropriate number in the "Performance" table above.



MIGHTY MAC™

WCB SERIES

DIMENSIONAL DATA

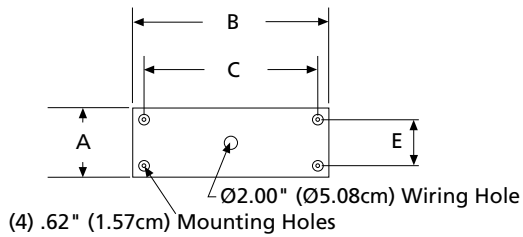


DIMENSIONAL DATA (IN INCHES & CM)

	A	B	C	D	E
29" Length	10.25	28.75	24.00	—	5.00
(73.66cm)	26.04cm	73.03cm	60.96cm	—	12.70cm
53" Length	10.25	52.75	48.00	24.00	5.00
(1.35m)	26.04cm	134cm	122cm	60.96cm	12.70cm

MOUNTING HOLES

29" (73.66cm) MOUNTING



53" (1.35m) MOUNTING

