SHERIFF™

TSH12 SERIES

PROJECT INFORMATION

Job Name _____

Fixture Type _____

Catalog Number _____

Approved by _____

PRODUCT FEATURES:

» Surface mount – ceiling or wall; 12"×48"

» ADA Compliant

SPECIFICATIONS

HOUSING: One-piece seam welded 16-gauge type 304 stainless steel construction. See Ordering Information for finish.

LENS: Cold formed .156" P12 polycarbonate lens. See Options for alternate lenses.

FASTENERS: Torx® Head stainless steel fasteners standard. See Options for stainless steel center-pin reject Allen Head (AH) or Phillips Head (PH) fasteners.

FINISH: Brushed stainless steel finish (#4) or white TGIC polyester powder coat – 5-stage pre-treatment; Salt spray test: 1,000 hours; Reflectance: 92%.

ELECTRICAL: Available 3000K, 3500K, 4000K and 5000K color temperatures, 82 CRI. 120-277VAC and 347VAC, 50/60Hz electrical input with serviceable high power factor electronic, constant-current driver (<20% THD, >0.95 PF). Standard 0-10V dimming with 1-100% range and dim-to-dark capabilities. 330µA max. Consult factory for flourescent option.

SENSOR & CONTROLS: Optional sensor available with compatible third party controls. To see the full list of compatible controls, click here.

INSTALLATION: Four-point mounting required for Peace of Mind Guarantee®. For housing without wiring and mounting holes, see Field Drilled Installation Holes Option (FDIH).

WARRANTY: Limited one (1) year Kenall flourescent warranty. Peace of Mind Guarantee against breakage.

LISTINGS: UL and CUL listed for Wet Locations – covered ceilings only. UL and CUL listed for Damp Locations – wall mount.

PEACE OF MIND Guarantee® c UL us ADA

ORDERING INFORMATION (Ex: TSH12-48-BSS-67L40K-DCC-1-DV)

Model	Length	Finish	Lamp Type	Driver	Voltage	Options
TSH12	**48**			**DCC**		

Nominal Length
48 4'

Finish
BSS Brushed Stainless Steel Housing
PSS Painted Stainless Steel Housing

Lamp Type
45L30K 45 Watt 3000K
45L35K 45 Watt 3500K
45L40K 45 Watt 4000K
45L50K 45 Watt 5000K
67L30K 67 Watt 3000K
67L35K 67 Watt 3500K
67L40K 67 Watt 4000K
67L50K 67 Watt 5000K
90L30K 90 Watt 3000K
90L35K 90 Watt 3500K
90L40K 90 Watt 4000K
90L50K 90 Watt 5000K

Driver Type
DCC 0-10V Dimming LED Driver

Voltage
120 120 Volt
277 277 Volt
347 347 Volt
DV 120-277 Volts

Options
.187 .187" P12 Polycarbonate Lens
AH Allen Head fasteners
FDIH Field Drilled Installation Holes
FS Single Fuse & Holder
PH Phillips Head fasteners
SSIN Stainless Steel Interior

This product can comply with the latest domestic preference legislation, such as the Buy American Act (BAA), Trade Agreement Ace (TAA), Build America, Buy America Act (BABA), and others. It may be covered by patents found at www.kenall.com/patents.Content of specification sheets is subject to change; please consult www.kenall.com for current product details. ©2024 Kenall Mfg.Co.

SHERIFF™

TSH12 SERIES

PERFORMANCE

Lamp Type	Initial Delivered Lumens @ 25°C (lm)	Efficacy (lm/W)	Input Power (W)	Drive Current (mA)	Estd. L_{70} LED Life (Hrs)
45L30K	4,667	97	48	100	80,000
45L35K	4,811	100			
45L40K	4,975	104			
45L50K	5,315	111			
67L30K	7,129	99	72	75	60,000
67L35K	7,349	102			
67L40K	7,600	106			
67L50K	8,120	113			
90L30K	9,161	96	95	100	80,000
90L35K	9,444	99			
90L40K	9,766	103			
90L50K	10,434	110			

Information subject to change without notice. Photometry tested to the IESNA LM-79-08 standard by an ILAC/ISO17025 accredited laboratory. For photometric data, please go to www.kenall.com

Model: TSH12-48-90L40K-DCC-1-DV

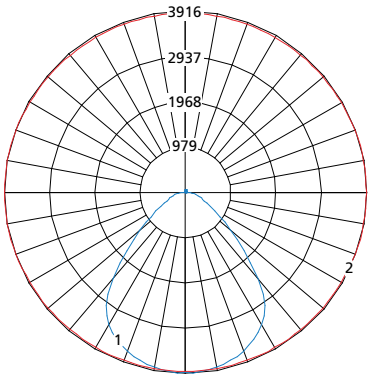

Maximum Candela = 3916 Located At Horizontal Angle = 75, Vertical Angle = 2.5

1 - Vertical Plane Through Horizontal Angles (75-265) (Through Max. Cd.)
2 - Horizontal Cone Through Vertical Angle (2.5) (Through Max. Cd.)

DIMENSIONAL DATA

CROSS SECTION

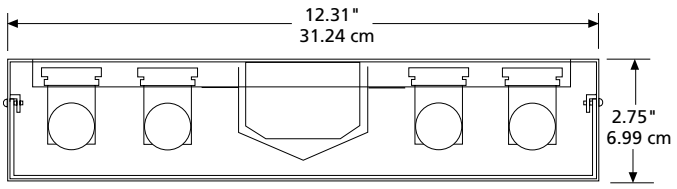

MOUNTING HOLES

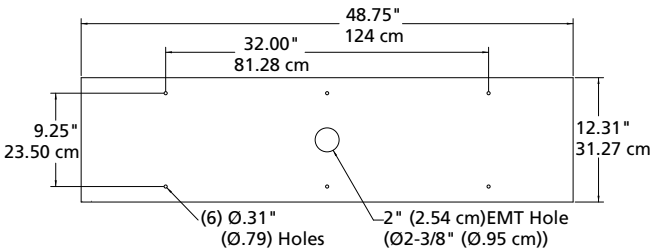

www.kenall.com | P: 800-4-Kenall | F: 262-891-9700 | 10200 55th Street Kenosha, Wisconsin 53144, USA

A brand of legrand®

This product can comply with the latest domestic preference legislation, such as the Buy American Act (BAA), Trade Agreement Ace (TAA), Build America, Buy America Act (BABA), and others. It may be covered by patents found at www.kenall.com/patents.Content of specification sheets is subject to change; please consult www.kenall.com for current product details. ©2024 Kenall Mfg.Co.