

# TEKDEK™

## TD17 SERIES



### PRODUCT FEATURES:

- » Textured tertiary lens for glare reduction and up-light feature to eliminate "cave-effect"
- » Outputs ranging from 4,080 lm to 14,866 lm
- » Compatible with TekLink™ lighting control technology

### SPECIFICATIONS

**HOUSING:** Marine-grade die-cast aluminum and UV-stabilized polycarbonate construction. Standard TGIC polyester powder coat finish on aluminum components with five-step pre-treatment to withstand 1,000 hour salt spray test per ASTM B117. See Ordering Information for available finishes. Closed-cell silicone gasketing seals all housing component interfaces. Die-cut closed-cell neoprene self-adhesive gasket seals housing to mounting surface (DTS).

**MOUNTING:** Direct-to-surface (DTS) mounting over recessed junction box, Trunnion Mount (TK) or pendant-mounted (PM) via 3/4" (1.91 cm) rigid sealed conduit (by others). See Ordering Information for selection. Housing access secured via tamper-resistant Torx™ fasteners.

**OPTICAL:** Type II, V-Narrow and V-Square roadway distributions available. UV-stabilized, high-impact resistant injection-molded clear textured 100% DR acrylic or polycarbonate tertiary lens.

**ELECTRICAL:** Serviceable high-brightness LED array. See Ordering Information for color temperature and CRI options. 70 CRI minimum. 120-277 VAC, 347VAC and 480VAC 50/60Hz single-phase input; constant-current dimming driver; <20% THD, >0.90 PF. Minimum 83% electrical efficiency. 0-10V dimming protocol with 10-100% range without dim-to-dark capabilities; 0.9mA max source current Replaceable surge suppressor rated to 20kA/kV per IEEE/ANSI C62.41 Cat. A. EMC compliant with FCC 47 CFR Part 15, Class B. Passes IEC 61000-4-4 EFT and IEC 61000-4-5 (Class 4) surge evaluation.

**TEKLINK™ TL50:** An independent lighting control system embedded in the luminaire, featuring its own occupancy sensor, daylight harvesting and adjustable time-out/dimming settings.

**TEKLINK™ TL100:** Centralized, wired zonal occupancy and closed-loop daylight harvesting control system. TL100 controllers are standalone devices and ordered separately for luminaire. [Click here for specifications.](#)

**TEKLINK™ TL1000/2000:** An adaptive lighting control system with wired or wireless communication between system nodes. In addition to occupancy detection and daylight harvesting, TL1000 and TL2000 feature advanced scheduling and energy management capabilities with cloud-based management of system settings, reporting and notifications. Meets CA Title 24-2013 and ASHRAE 90.1-2013 requirements.

**SENSOR & CONTROLS:** Optional sensor available with compatible third party controls. To see the full list of compatible controls, [click here.](#)

**PHOTOMETRICS:** Photometry tested to the IESNA LM-79-08 standard by an ILAC/ISO17025 accredited laboratory. For photometric data, please go to [www.kenall.com](http://www.kenall.com).

**WARRANTY:** Limited five (5) year warranty. [Peace of Mind Guarantee against breakage.](#)

**LISTINGS:** Luminaire is certified to UL Standards by Intertek Testing Laboratory for Wet Location. IP65 rating per IEC 60598. Ambient temperature rating is -40°C to 50°C (55°C on 30L/47L). Passes 3G vibration test per ANSI C136.31-2001. Luminaire tested to an IK10 impact protection rating per IEC 60068-2-75:1997-08 (TP Lens type required). Build America, Buy America Act compliant.



POLYCARBONATE LENS & DIRECT SURFACE MOUNT ONLY

### ORDERING INFORMATION (Ex: TD17-PM-5N-TP-DB-47L-40K8-DCC-DV)

| Model                    | Mounting                       | Dist. Type | Lens Type                          | Finish | Lamp Power                                                                                                                                           | Lamp Color | Driver Type                        | Voltage | Options | Accessories | TekLink | Controls Kit |
|--------------------------|--------------------------------|------------|------------------------------------|--------|------------------------------------------------------------------------------------------------------------------------------------------------------|------------|------------------------------------|---------|---------|-------------|---------|--------------|
| <b>DCC</b>               |                                |            |                                    |        |                                                                                                                                                      |            |                                    |         |         |             |         |              |
| <b>Model</b>             | <b>17" TekDek</b>              |            | <b>Lamp Power</b>                  |        | <b>Options</b>                                                                                                                                       |            | <b>Controls Kit</b>                |         |         |             |         |              |
| <b>TD17</b>              |                                |            | 30L 30W LED                        |        | LEL+• 7W Emergency Battery Pack (32°F [0°C] minimum ambient, DV input only)                                                                          |            | < > Factory Assigned Internal Code |         |         |             |         |              |
| <b>Mounting</b>          |                                |            | 47L 47W LED                        |        | GTDU• UL924 and UL1008 Listed Switch Bypass/ Lighting Transfer Switch with 0-10V Dimming Override (not available with LEL/CEL Option, DV input only) |            |                                    |         |         |             |         |              |
| <b>DTS*</b>              | Direct-to-Surface              |            | 72L 72W LED                        |        |                                                                                                                                                      |            |                                    |         |         |             |         |              |
| <b>PM</b>                | Pendant Mount                  |            | 94L 94W LED                        |        |                                                                                                                                                      |            |                                    |         |         |             |         |              |
| <b>TK</b>                | Trunnion Kit                   |            |                                    |        |                                                                                                                                                      |            |                                    |         |         |             |         |              |
| <b>QM§</b>               | Quick Mount System             |            |                                    |        |                                                                                                                                                      |            |                                    |         |         |             |         |              |
| <b>Distribution Type</b> |                                |            | <b>Lamp Color</b>                  |        | <b>BG</b> Bird Guard                                                                                                                                 |            |                                    |         |         |             |         |              |
| <b>2**</b>               | Type II                        |            | 30K8 3000K/80CRI min               |        | <b>FS</b> Single Fuse & Holder                                                                                                                       |            |                                    |         |         |             |         |              |
| <b>2HSS**</b>            | Type II, House-side shield     |            | 35K8 3500K/80CRI min               |        | <b>PH</b> Phillips Fasteners                                                                                                                         |            |                                    |         |         |             |         |              |
| <b>5N</b>                | Type V – Narrow Round          |            | 40K8 4000K/80CRI min               |        | <b>A1</b> A1 Construction (see page 4)                                                                                                               |            |                                    |         |         |             |         |              |
| <b>5S</b>                | Type V – Wide Square           |            | 40K7 4000K/70CRI min               |        |                                                                                                                                                      |            |                                    |         |         |             |         |              |
|                          |                                |            | 50K7 5000K/70CRI min               |        |                                                                                                                                                      |            |                                    |         |         |             |         |              |
|                          |                                |            | 57K7 5700K/70CRI min               |        |                                                                                                                                                      |            |                                    |         |         |             |         |              |
| <b>Lens Type</b>         |                                |            | <b>Driver Type</b>                 |        | <b>Accessories</b>                                                                                                                                   |            |                                    |         |         |             |         |              |
| <b>TP*</b>               | Textured Polycarbonate         |            | DCC 0-10V Dimming Constant Current |        | <b>DS</b> Debris Shield                                                                                                                              |            |                                    |         |         |             |         |              |
| <b>TA</b>                | Textured Acrylic               |            |                                    |        |                                                                                                                                                      |            |                                    |         |         |             |         |              |
| <b>Finish</b>            |                                |            | <b>Voltage</b>                     |        | <b>TekLink</b>                                                                                                                                       |            |                                    |         |         |             |         |              |
| <b>DB</b>                | Dark Bronze                    |            | DV 120-277 Volts (50/60Hz)         |        | <b>TL50§</b> Non-Networked Control ( <a href="#">Click here for specifications</a> )                                                                 |            |                                    |         |         |             |         |              |
| <b>FG</b>                | Forest Green                   |            | 347† 347 Volts (60Hz)              |        | <b>TL100</b> Wired Network Control - Basic ( <a href="#">Click here for specifications</a> )                                                         |            |                                    |         |         |             |         |              |
| <b>GW</b>                | Reflectance White              |            | 480• 480 Volts (60Hz)              |        | <b>TL1000*</b> Wired Network Control - Advanced ( <a href="#">Click here for specifications</a> )                                                    |            |                                    |         |         |             |         |              |
| <b>LG</b>                | Light Gray                     |            |                                    |        | <b>TL2000*</b> Wireless Network Control - Advanced ( <a href="#">Click here for specifications</a> )                                                 |            |                                    |         |         |             |         |              |
| <b>MB</b>                | Matte Black                    |            |                                    |        |                                                                                                                                                      |            |                                    |         |         |             |         |              |
| <b>MW</b>                | Matte White                    |            |                                    |        |                                                                                                                                                      |            |                                    |         |         |             |         |              |
| <b>SL</b>                | Silver                         |            |                                    |        |                                                                                                                                                      |            |                                    |         |         |             |         |              |
| <b>CC</b>                | Custom Color (Consult factory) |            |                                    |        |                                                                                                                                                      |            |                                    |         |         |             |         |              |

Please consult Kenall Applications when ordering controls. When specifying with integral controls, a mounting height of 10'-14' is recommended for optimal sensor coverage; 20' maximum with reduced coverage.



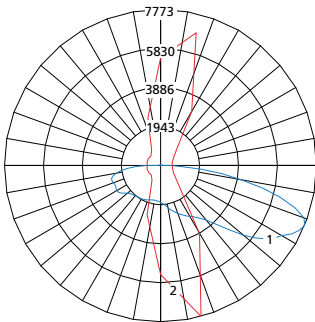
**TEKDEK™**  
**TD17 SERIES**

**PERFORMANCE**

| Lamp Code | Initial Delivered Lumens, By Optic Type (lm) |        |        |        |        |        | Efficacy (lm/W) | Input Power (W) | Estd. L <sub>90</sub> LED Life (Hrs) |
|-----------|----------------------------------------------|--------|--------|--------|--------|--------|-----------------|-----------------|--------------------------------------|
|           | 2-TA                                         | 2-TP   | 5S-TA  | 5S-TP  | 5N-TA  | 5N-TP  |                 |                 |                                      |
| 30L-57K7  | 4,843                                        | 4,814  | 5,349  | 5,317  | 5,319  | 5,288  | 134 - 149       | 36              | 175,000                              |
| 30L-50K7  | 4,843                                        | 4,814  | 5,349  | 5,317  | 5,319  | 5,288  | 134 - 149       | 36              | 175,000                              |
| 30L-40K7  | 4,843                                        | 4,814  | 5,349  | 5,317  | 5,319  | 5,288  | 134 - 149       | 36              | 175,000                              |
| 30L-40K8  | 4,370                                        | 4,344  | 4,827  | 4,798  | 4,800  | 4,772  | 121 - 134       | 36              | 175,000                              |
| 30L-35K8  | 4,370                                        | 4,344  | 4,827  | 4,798  | 4,800  | 4,772  | 121 - 134       | 36              | 175,000                              |
| 30L-30K8  | 4,104                                        | 4,080  | 4,510  | 4,483  | 4,508  | 4,482  | 113 - 125       | 36              | 175,000                              |
| 47L-57K7  | 6,867                                        | 6,826  | 7,584  | 7,540  | 8,060  | 8,012  | 129 - 152       | 53              | 175,000                              |
| 47L-50K7  | 6,867                                        | 6,826  | 7,584  | 7,540  | 8,060  | 8,012  | 129 - 152       | 53              | 175,000                              |
| 47L-40K7  | 6,867                                        | 6,826  | 7,584  | 7,540  | 8,060  | 8,012  | 129 - 152       | 53              | 175,000                              |
| 47L-40K8  | 6,197                                        | 6,160  | 6,845  | 6,804  | 7,274  | 7,231  | 116 - 137       | 53              | 175,000                              |
| 47L-35K8  | 6,197                                        | 6,160  | 6,845  | 6,804  | 7,274  | 7,231  | 116 - 137       | 53              | 175,000                              |
| 47L-30K8  | 5,820                                        | 5,786  | 6,395  | 6,357  | 6,831  | 6,791  | 109 - 129       | 53              | 175,000                              |
| 72L-57K7  | 9,414                                        | 9,358  | 10,097 | 10,038 | 11,566 | 11,498 | 120 - 148       | 78              | 150,000                              |
| 72L-50K7  | 9,414                                        | 9,358  | 10,097 | 10,038 | 11,566 | 11,498 | 120 - 148       | 78              | 150,000                              |
| 72L-40K7  | 9,414                                        | 9,358  | 10,097 | 10,038 | 11,566 | 11,498 | 120 - 148       | 78              | 150,000                              |
| 72L-40K8  | 8,496                                        | 8,445  | 9,112  | 9,058  | 10,438 | 10,376 | 108 - 134       | 78              | 150,000                              |
| 72L-35K8  | 8,496                                        | 8,445  | 9,112  | 9,058  | 10,438 | 10,376 | 108 - 134       | 78              | 150,000                              |
| 72L-30K8  | 7,979                                        | 7,932  | 8,590  | 8,539  | 9,803  | 9,745  | 102 - 126       | 78              | 150,000                              |
| 94L-57K7  | 11,699                                       | 11,630 | 12,549 | 12,474 | 14,374 | 14,289 | 118 - 146       | 99              | 125,000                              |
| 94L-50K7  | 11,699                                       | 11,630 | 12,549 | 12,474 | 14,374 | 14,289 | 118 - 146       | 99              | 125,000                              |
| 94L-40K7  | 11,699                                       | 11,630 | 12,549 | 12,474 | 14,374 | 14,289 | 118 - 146       | 99              | 125,000                              |
| 94L-40K8  | 10,558                                       | 10,496 | 11,324 | 11,257 | 12,972 | 12,895 | 106 - 131       | 99              | 125,000                              |
| 94L-35K8  | 10,558                                       | 10,496 | 11,324 | 11,257 | 12,972 | 12,895 | 106 - 131       | 99              | 125,000                              |
| 94L-30K8  | 9,953                                        | 9,894  | 10,675 | 10,612 | 12,183 | 12,111 | 100 - 123       | 99              | 125,000                              |

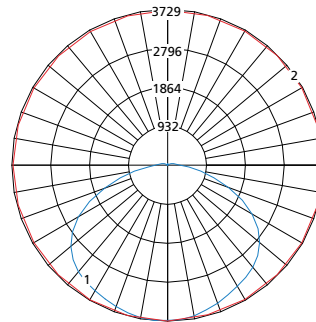
Displayed information is for selected luminaires only. Information subject to change without notice. Visit [www.kenall.com](http://www.kenall.com) for .ies files and additional information.

Model: TD17-sss-2-TA-vv-94L-40K7-DCC-DV



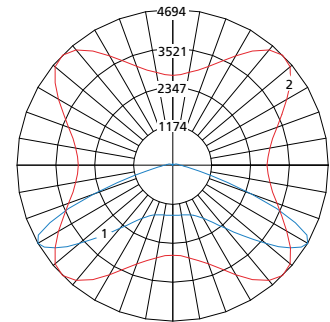
Max Candela = 7773 Located At Horizontal Angle = 285, Vertical Angle = 67.5  
 1 - Vertical Plane Through Horizontal Angles (285 - 105) (Through Max. Cd.)  
 2 - Horizontal Cone Through Vertical Angle (67.5) (Through Max. Cd.)

Model: TD17-sss-5N-TA-vv-94L-40K7-DCC-DV



Max Candela = 3729 Located At Horizontal Angle = 270, Vertical Angle = 5  
 1 - Vertical Plane Through Horizontal Angles (270 - 90) (Through Max. Cd.)  
 2 - Horizontal Cone Through Vertical Angle (5) (Through Max. Cd.)

Model: TD17-sss-5S-TA-vv-94L-40K7-DCC-DV



Max Candela = 4694 Located At Horizontal Angle = 45, Vertical Angle = 60  
 1 - Vertical Plane Through Horizontal Angles (45 - 225) (Through Max. Cd.)  
 2 - Horizontal Cone Through Vertical Angle (60) (Through Max. Cd.)

**LUMEN AMBIENT TEMPERATURE (LAT) FACTORS**

| Avg. Ambient Temperature | 10°C | 15°C | 30°C | 35°C | 40°C |
|--------------------------|------|------|------|------|------|
| Lumen Output Factor      | 1.03 | 1.02 | 0.99 | 0.98 | 0.97 |



[www.kenall.com](http://www.kenall.com) | P: 800-4-Kenall | F: 262-891-9700 | 10200 55th Street Kenosha, Wisconsin 53144, USA  
 This product is able to comply with the latest domestic preference legislation, such as the Buy American Act (BAA), Trade Agreement Act (TAA), Build America, Buy America Act (BABA), and others. It may be covered by patents found at [www.kenall.com/patents](http://www.kenall.com/patents). Content of specification sheets is subject to change; please consult [www.kenall.com](http://www.kenall.com) for current product details. ©2025 Kenall Mfg. Co.

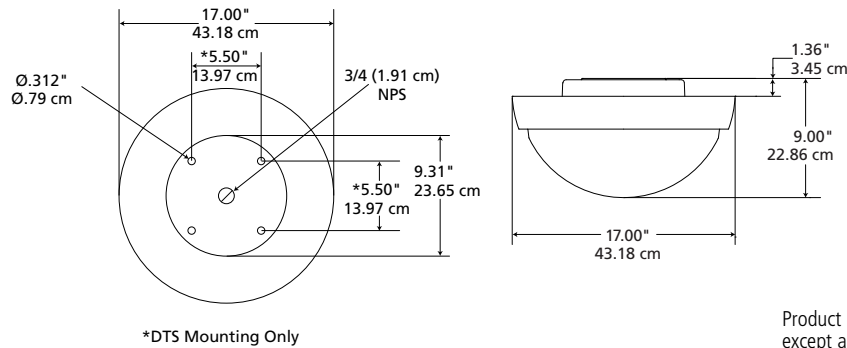
A brand of **legrand**

**TEKDEK™**  
Luminaires for Parking Garages

**TD17 SERIES**

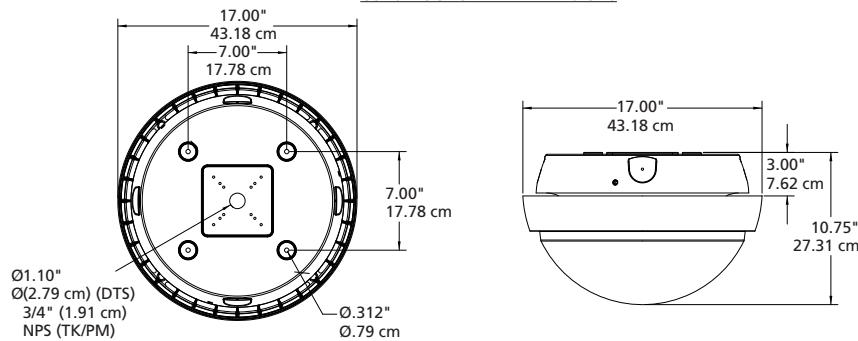
**DIMENSIONAL DATA**

CONSTRUCTION 'S1' DIMENSIONS



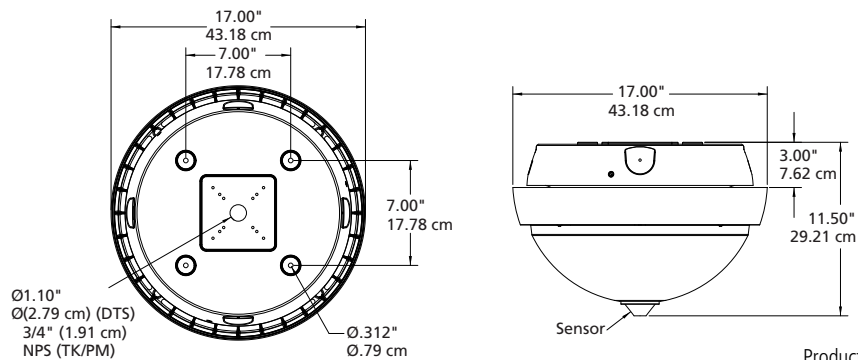
Product built as above under all configurations, except as noted for options below.

CONSTRUCTION 'A1' DIMENSIONS



Product built as A1 when ordered with '480V', 'LEL', 'GTDU', 'A1', 'TL1000' (w/ standard microwave sensor) or 'TL2000' (w/ standard microwave sensor) option

CONSTRUCTION 'A2' DIMENSIONS



Product built as A2 when ordered with 'TL1000' (w/ PIR sensor), or 'TL2000' (w/ PIR sensor) option. PIR sensor is not standard, but available upon request



www.kenall.com | P: 800-4-Kenall | F: 262-891-9700 | 10200 55th Street Kenosha, Wisconsin 53144, USA  
This product is able to comply with the latest domestic preference legislation, such as the Buy American Act (BAA), Trade Agreement Act (TAA), Build America, Buy America Act (BABA), and others. It may be covered by patents found at www.kenall.com/patents. Content of specification sheets is subject to change; please consult www.kenall.com for current product details. ©2025 Kenall Mfg. Co.

A brand of **legrand**