

MEDMASTER™

MPCNGX SERIES - TUNABLE WHITE LED

PROJECT INFORMATION

Job Name _____

Fixture Type _____

Catalog Number _____

Approved by _____

PRODUCT FEATURES:

- » Architectural-grade multi-function recessed luminaire with ambient, exam and available reading functions
- » High-output, high-CRI white LED lamp sources with 2700K-6500K white tuning capability
- » Universal housing accommodates either flange or grid applications
- » Diffused high-efficiency lens for reduced glare



2x2 Two-Function

2x4 Three-Function

2x4 Two-Function

SPECIFICATIONS

HOUSING: 20-gauge CRS with hole-free, one-piece, seam-welded construction. 18-gauge housing flange with mitered and welded corners. Gloss white TGIC polyester powder-coat finish with 5-stage pre-treatment.

DOOR/LENS ASSEMBLY: Seamless die-cast/extruded aluminum frame with tool-less access, secured to housing with internal torsion springs. 5-stage pre-treated low-gloss white TGIC polyester powder coat finish. High-efficiency diffused impact-resistant acrylic lens.

LED MODULE: AMBIENT & READING: Serviceable tunable-white, mid-power LED array provides 2700K through 6500K CCT range with a two-point path. 3-step MacAdam variation allowance on each CCT. Minimum 82 CRI standard (R9 >20) with optional minimum 92 CRI (R9 >50). **EXAM:** Serviceable mid-power LED array. See Ordering Information for CCT options. 3-step MacAdam variation allowance. Standard 82 CRI minimum with optional 92 CRI minimum.

DRIVER: 120-277VAC, 50/60Hz electrical input (PF ≥ 0.9, THD < 20%). Minimum 85% electrical efficiency. **AMBIENT & READING:** Serviceable, constant-current multi-channel programmable driver with dual analog (0-10V) control inputs for intensity and CCT. Optional DALI (Type 8) driver. Logarithmic intensity profile with 0.1-100% range, with dim-to-dark capabilities. Linear profile on CCT adjustment. Refer to charts on page 2 for further details. **EXAM:** Serviceable constant-current programmable driver. Dimming protocol matches tunable white circuit selection: 0-10V dimming with 1-100% range and dim-to-dark capabilities or DALI with 1-100% range and dim-to-dark capability.

INSTALLATION: Non-IC recessed ceiling mounting into grid and flange application types. Flange installation utilizes included adjustable swing-out mounting brackets. Grid installation suitable for 1" and 1.5" T-bar ceilings. Universal installation into grid or flange (drywall) ceiling applications.

WARRANTY: One (1) year warranty against defects in materials and workmanship. Five (5) year warranty on LED lamps and driver for defects resulting in a fixture lumen depreciation of 30% or greater.

LISTINGS: Listed to UL1598 and UL8750 by Intertek Testing Laboratory (ETL) for Wet Locations and non-IC recessed installation. IP64 rating per IEC60598. NSF2 Splash/Non-Food Zone. Photometry tested to IESNA LM-79-08 standard by an ILAC/ISO17025 accredited laboratory. CCEA compliant.



ORDERING INFORMATION (Ex: MPCNGX24-38T/19T/96L-27/65K9-40K9-ATW-DV-LVCD)

Model	Size	Lamp Power	Ambient/Reading Lamp Color	Exam Lamp Color	Driver Type	Voltage	Options
MPCNGX							
	Size				Driver Type		
	22	2'x2'			ATW	Analog (0-10V) Dimming Tunable White Driver	
	24	2'x4'			DTW	DALI Tunable White Driver	
					DMX	DMX Tunable White Driver (Consult Factory)	
	Lamp Power				Input Voltage		
	2'x2'				DV	120-277 Volts	
	19T/48L	19W Tunable White Ambient/48W Fixed White Exam			Options		
	2'x4'				LVC*	Low Voltage Controller (Click here for specifications)	
	38T/96L	38W Tunable White Ambient/96W Fixed White Exam			LVCS*▼	Low Voltage Controller with Secondary Conduit Entry (Click here for specifications)	
					LVCD*	Low Voltage Controller with Dimming (Click here for specifications)	
	38T/19T/96L	38W Tunable White Ambient/19W Tunable White Reading/96W Fixed White Exam			LVCDs*▼	Low Voltage Controller with Dimming and Secondary Conduit Entry (Click here for specifications)	
					AMF	Anti-microbial low-gloss white on all exposed surfaces	
	Ambient/Reading Lamp Color						
	27/65K8	2700-6500K CCT Range (82 CRI min)					
	27/65K9	2700-6500K CCT Range (92 CRI min)					
	Exam Lamp Color						
	35K8	3500K CCT (82 CRI min)					
	35K9	3500K CCT (92 CRI min)					
	40K8	4000K CCT (82 CRI min)					
	40K9	4000K CCT (92 CRI min)					
	50K8	5000K CCT (82 CRI min)					
	50K9	5000K CCT (92 CRI min)					

* Low voltage controller wired to provide ON/OFF control (and dimming control when ordered with LVCD) via compatible wall/bed controls. CCT adjustment controlled separately. ATW Driver Type only.
 ▼ n/a with 2'x2' size

ACCESSORIES ORDERED SEPARATELY

MPWS Low Voltage Wall Switch (Click [here](#) for Specifications)



www.kenall.com | P: 800-4-Kenall | F: 262-891-9700 | 10200 55th Street Kenosha, Wisconsin 53144, USA

This product complies with the Buy American Act: manufactured in the United States with more than 50% of the component cost of US origin. It may be covered by patents found at www.kenall.com/patents. Content of specification sheets is subject to change; please consult www.kenall.com for current product details. ©2023 Kenall Mfg. Co.

A brand of **legrand**

MEDMASTER™

MPCNGX SERIES - TUNABLE WHITE LED

PERFORMANCE

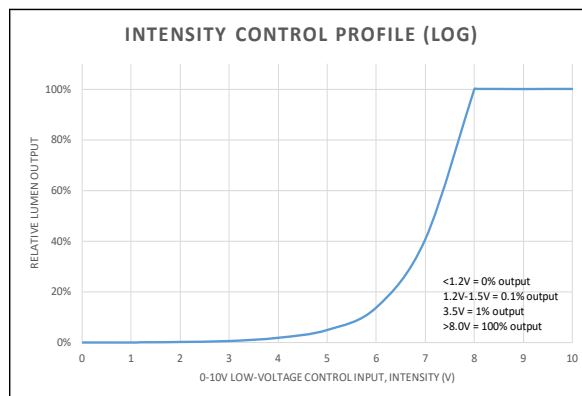
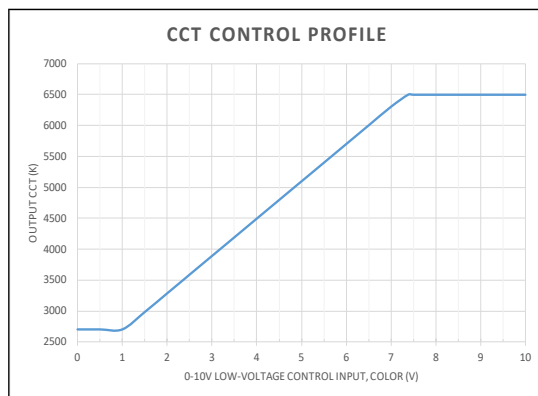
Model	Function	Lamp Type	Delivered Performance*			Estd. L70 LED Life (Hrs)
			Lumen Output (lm)	Efficacy (lm/W)	Input Power (W)	
MPCNGX22	Ambient	19T-27/65K8	1,643	75	22	85,000
		19T-27/65K9	1,302	59	22	85,000
	Exam	48L-35K8	5,597	100	56	85,000
		48L-35K9	4,505	80	56	85,000
		48L-40K8	5,780	103	56	85,000
		48L-40K9	4,604	82	56	85,000
		48L-50K8	5,533	99	56	85,000
		48L-50K9	4,833	86	56	85,000
MPCNGX24	Reading	19T-27/65K8	1,644	75	22	85,000
		19T-27/65K9	1,303	59	22	85,000
	Ambient	38T-27/65K8	3,286	75	44	85,000
		38T-27/65K9	2,604	59	44	85,000
	Exam	96L-35K8	11,194	100	112	85,000
		96L-35K9	9,011	80	112	85,000
		96L-40K8	11,560	103	112	85,000
		96L-40K9	9,208	82	112	85,000
		96L-50K8	11,066	99	112	85,000
		96L-50K9	9,667	86	112	85,000

*Tunable white Ambient and Reading function performance provided at 4000K
Information subject to change without notice. Visit www.kenall.com for ies files additional information.

PERFORMANCE SCALING, BY LAMP COLOR

CCT (K)	27/65K8					27/65K9				
	LUMEN SCALE FACTOR	Ra	R9	Rf	Rg	LUMEN SCALE FACTOR	Ra	R9	Rf	Rg
2700	0.92	83	10	83	97	0.95	92	57	89	98
3000	0.95	84	15	83	98	0.97	94	70	91	99
3500	0.99	86	23	84	98	0.99	95	77	92	99
4000	1.00	86	26	84	98	1.00	96	83	92	99
4600	1.00	86	28	84	98	1.00	96	90	92	100
5000	1.01	86	25	83	98	1.01	96	96	91	101
5700	0.99	85	23	82	98	0.99	96	96	91	100
6500	0.99	84	16	82	96	0.99	96	96	90	100

CCT AND INTENSITY ADJUSTMENT PROFILE - ATW DRIVER TYPE



NOTE: The provided information is the typical expected performance of a single luminaire. Additional luminaires on the same 0-10V line may result in different control profiles. Fine tuning of system performance should be completed after installation is complete. To avoid CCT shift between luminaires, care should be taken to minimize voltage drop on the CCT Control line. It is recommended to limit the load on the CCT control circuit to twenty (20) 45T or ten (10) 67T/90T luminaires or less.



www.kenall.com | P: 800-4-Kenall | F: 262-891-9700 | 10200 55th Street Kenosha, Wisconsin 53144, USA

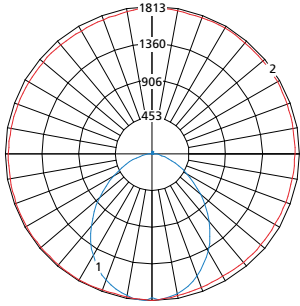
This product complies with the Buy American Act: manufactured in the United States with more than 50% of the component cost of US origin. It may be covered by patents found at www.kenall.com/patents. Content of specification sheets is subject to change; please consult www.kenall.com for current product details. ©2023 Kenall Mfg. Co.

A brand of Legrand

MEDMASTER™

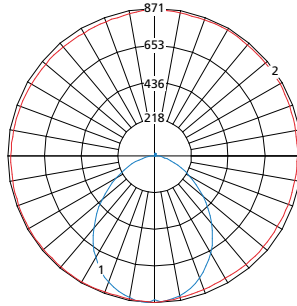
MPCNGX SERIES - TUNABLE WHITE LED

Model: MPCNGX24-38T/19T/96L-27/65K8-40K8-ATW-120 Ambient Model: MPCNGX24-38T/19T/96L-27/65K8-40K8-ATW-120 Reading Model: MPCNGX24-38T/19T/96L-27/65K8-40K8-ATW-120 Exam



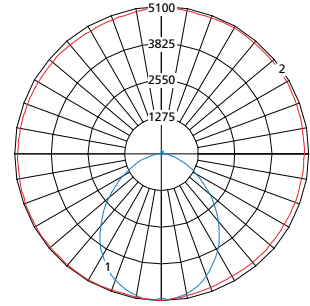
Maximum Candela = 1813 Located At Horizontal Angle = 15, Vertical Angle = 2.5

- 1 - Vertical Plane Through Horizontal Angles (15-195) (Through Max. Cd.)
- 2 - Horizontal Cone Through Vertical Angle (2.5) (Through Max. Cd.)



Maximum Candela = 871 Located At Horizontal Angle = 270, Vertical Angle = 2.5

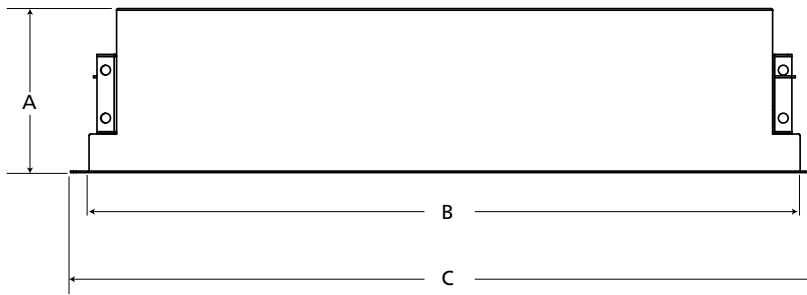
- 1 - Vertical Plane Through Horizontal Angles (270-90) (Through Max. Cd.)
- 2 - Horizontal Cone Through Vertical Angle (2.5) (Through Max. Cd.)



Maximum Candela = 5100 Located At Horizontal Angle = 0, Vertical Angle = 0

- 1 - Vertical Plane Through Horizontal Angles (0-180) (Through Max. Cd.)
- 2 - Horizontal Cone Through Vertical Angle (0) (Through Max. Cd.)

DIMENSIONAL DATA



DIMENSIONAL DATA (IN INCHES)

	A	B	C
2x2	5.42	22.60 x 22.60	23.75 x 23.75
Recommended Ceiling Cut-Out		22.85 x 22.85*	
2x4	5.42	22.60 x 46.60	23.75 x 47.75
Recommended Ceiling Cut-Out		22.85 x 46.85*	



www.kenall.com | P: 800-4-Kenall | F: 262-891-9700 | 10200 55th Street Kenosha, Wisconsin 53144, USA

This product complies with the Buy American Act: manufactured in the United States with more than 50% of the component cost of US origin. It may be covered by patents found at www.kenall.com/patents. Content of specification sheets is subject to change; please consult www.kenall.com for current product details. ©2023 Kenall Mfg. Co.

A brand of **legrand**