

# MILLENIUM OS™

## MOS SERIES

### PRODUCT FEATURES:

- » Diffused LED source reduces glare while maintaining high optical efficiency
- » Standard occupancy sensor
- » Wet Location Listed and IP65 rated
- » 2,509 – 4,700 lumen configurations
- » Vandal resistant for high abuse areas
- » Designed to meet NFPA101 standards



### PROJECT INFORMATION

Job Name \_\_\_\_\_

Fixture Type \_\_\_\_\_

Catalog Number \_\_\_\_\_

Approved by \_\_\_\_\_

### SPECIFICATIONS

**HOUSING:** Marine-grade die-cast aluminum and injection-molded polycarbonate construction. Integral aluminum heatsink with concealed air inlet and convection fins. TGIC polyester powder coat finish with five-step pre-treatment; salt-spray test 1,000 hours. See Ordering Information for available finishes. Closed-cell neoprene self-adhesive gasket seals housing to mounting surface. Closed cell silicone gasket seals diffuser to housing.

**LENS/REFLECTOR:** UV-stabilized, high-impact resistant, injection molded clear textured 100% DR acrylic or polycarbonate diffuser. ≥97% efficiency on internal reflector. Lens secured with four Torx® T-20 with center pin fasteners.

**ELECTRICAL:** Replaceable mid-power LED array. See Ordering Information for color temperature and CRI options. 120-277VAC and 347VAC, 50/60Hz input with replaceable high power factor electronic constant-current dimming driver (<20% THD, >0.90 PF). Standard 0-10V dimming capability with 10-100% range (20L) and 1-100% range (38L). EMC compliant to FCC CFR Part 15. Standard 20KV/KA surge protection to IEEE/ANSI C62.41 Cat. A.

**CONTROLS:** Standard embedded occupancy sensor utilizes 5.8GHz High-Frequency Doppler (HFD) technology for enhanced coverage area and reduced temperature sensitivity in stairwells compared to passive infrared (PIR). Completely enclosed sensor maintains Wet Location listing and IP65 rating. EMC compliant to FCC CFR Part 15. Factory default settings of 20 min. time out, 30% standby output. For other controls options, select TekLink options below.

**TEKLINK™ TL100:** Centralized, wired zonal occupancy and closed-loop daylight harvesting control system. TL100 controllers are standalone devices and ordered separately for luminaire. [Click here for specifications.](#)

**TEKLINK™ TL1000/2000:** An adaptive lighting control system with wired or wireless communication between system nodes. In addition to occupancy detection and daylight harvesting, TL1000 and TL2000 feature advanced scheduling and energy management capabilities with cloud-based management of system settings, reporting and notifications. Meets CA Title 24-2013 and ASHRAE 90.1-2013 requirements.

**INSTALLATION:** Surface-mount to ceiling or wall. Four point mounting required for Peace of Mind Guarantee™. Ambient temperature rating is -40°C to 55°C, except as noted.

**PHOTOMETRICS:** Photometry tested to the IESNA LM-79-08 standard by an ILAC/ISO17025 accredited laboratory. For photometric information, go to [www.kenall.com](http://www.kenall.com).

**WARRANTY:** Limited five (5) year warranty. [Peace of Mind Guarantee against breakage.](#)

**LISTINGS:** Luminaire is certified to UL Standards by Intertek Testing Laboratory for Wet Location. IP65 rating per IEC 60598. Luminaire tested to an IK10 impact protection rating per IEC 60068-2-75:1997-08 (TP Lens type required). ADA compliant. Build America, Buy America Act compliant.



### ORDERING INFORMATION (Ex: MOS-18-MB-TA-20L-35K8-DV-FS)

Model	Size	Finish	Lens	Lamp Power	Lamp Color	Voltage	Options	TekLink	Controls Kit
<b>MOS</b>	<b>18</b>								< >
	<b>Size</b>			<b>Lamp Power</b>			<b>Options</b>		
	<b>18</b>	18" length		<b>20L</b>	20 Watt LED		<b>LEL</b> ▲	LED Emergency Battery Backup (n/a with 347V)	
				<b>38L</b>	38 Watt LED		<b>FS</b>	Single Fuse & Holder	
	<b>Finish</b>			<b>Lamp Color</b>			<b>PH</b>	Phillips Head Fasteners	
	<b>DB</b>	Dark Bronze		<b>30K8</b>	3000K / 80 CRI min.		<b>2C</b> *	Two Circuit Wiring (n/a with LEL option or 347V)	
	<b>LG</b>	Light Gray		<b>35K8</b>	3500K / 80 CRI min.				
	<b>MB</b>	Matte Black		<b>40K8</b>	4000K / 80 CRI min.		<b>TekLink</b> ▼		
	<b>MW</b>	Matte White		<b>50K8</b>	5000K / 80 CRI min.		<b>TL100</b>	TL100 Control System ( <a href="#">Click here for specifications</a> )	
	<b>CC</b>	Custom Color					<b>TL1000</b>	TL1000 Wired Control System ( <a href="#">Click here for specifications</a> )	
	<b>Lens</b>			<b>Voltage</b>			<b>TL2000</b>	TL2000 Wireless Control System ( <a href="#">Click here for specifications</a> )	
	<b>TA</b>	Textured Acrylic		<b>DV</b>	120-277 Volts		<b>CSD</b>	Control System Delete	
	<b>TP</b>	Textured Polycarbonate		<b>347</b>	347 Volts				
							<b>Controls Kit</b>		
							< >	Factory Assigned Internal Code	

▲ Factory wired as unswitched; Operating temperature range (0°C to 25°C)

\* 38L lamp type only; Includes one driver and LED array per circuit

▼ Please consult Kenall Applications when ordering Controls



www.kenall.com | P: 800-4-Kenall | F: 262-891-9700 | 10200 55th Street Kenosha, Wisconsin 53144, USA  
 This product is able to comply with the latest domestic preference legislation, such as the Buy American Act (BAA), Trade Agreement Act (TAA), Build America, Buy America Act (BABA), and others. It may be covered by patents found at [www.kenall.com/patents](http://www.kenall.com/patents). Content of specification sheets is subject to change; please consult [www.kenall.com](http://www.kenall.com) for current product details. ©2025 Kenall Mfg. Co.

A brand of **Legrand**

# MILLENIUM OS™

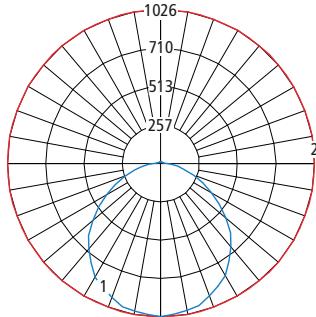
## MOS SERIES

### PERFORMANCE

Lens Type	Lamp Power	Initial Delivered Lumens, By Lamp Color (lm)				Efficacy (lm/W)	Input Power (W)	Estd. L70 LED Life (hrs)	Delivered Output in LEL Battery Mode (lm)
		30K8	35K8	40K8	50K8				
TA	20L	2,527	2,613	2,585	2,589	103 - 107	25	100,000	1,030
	38L	4,522	4,676	4,626	4,633	98 - 102	46	80,000	980
TP	20L	2,551	2,638	2,610	2,614	104 - 108	25	100,000	1,040
	38L	4,565	4,720	4,670	4,677	99 - 102	46	80,000	990

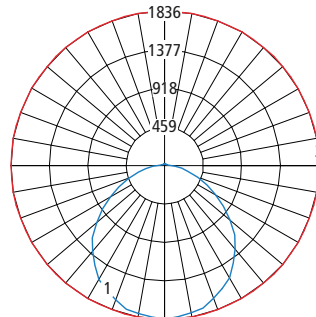
Battery Mode Delivered Lumen Output is the measured luminaire output after 90 minutes of battery operation (when ordered with LEL Option). Subject to change without notice. Visit [www.kenall.com](http://www.kenall.com) for IES files and additional information.

Model: MOS-18-xx-TP-20L-40K8-DCC-DV



Max Candela = 1026 Located At Horizontal Angle = 0, Vertical Angle = 0  
 1 - Vertical Plane Through Horizontal Angles (0 - 180) (Through Max. Cd.)  
 2 - Horizontal Cone Through Vertical Angle (0) (Through Max. Cd.)

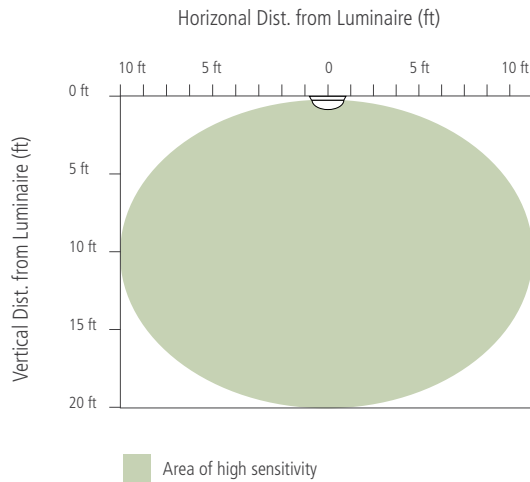
Model: MOS-18-xx-TP-38L-40K8-DCC-DV



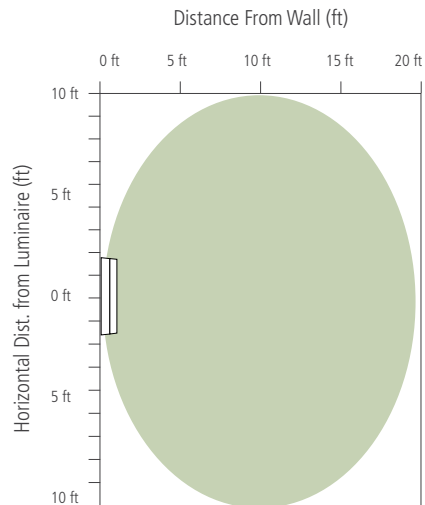
Max Candela = 1836 Located At Horizontal Angle = 0, Vertical Angle = 0  
 1 - Vertical Plane Through Horizontal Angles (0 - 180) (Through Max. Cd.)  
 2 - Horizontal Cone Through Vertical Angle (0) (Through Max. Cd.)

### SENSOR COVERAGE

#### Ceiling Mount



#### Wall Mount



# MILLENIUM OS™

## MOS SERIES

### DIMENSIONAL DATA

