

MILLENIUM STRETCH™

MLRS12 SERIES – CONTINUOUS RUN

PROJECT INFORMATION

Job Name _____


Fixture Type _____

Catalog Number _____

Approved by _____

PRODUCT FEATURES:

- » Surface mount – wall or ceiling; 12"×48"
- » Continuous row mount luminaires
- » ADA compliant



SPECIFICATIONS

HOUSING: Marine grade aluminum. Extruded body with die-cast end caps. Housing, with end caps, post assembly TGIC polyester powder coat finished – 5-step pre-treatment. See Ordering Information for finishes. Each linear run of luminaires consists of one Beginning of Run Luminaire (B), one or multiple Middle Luminaire(s) (M), and one End of Run Luminaire (E). Specify and/or order systems per linear run (i.e. (1)B48, (5)M48, (1)E48). NOTE: Contact factory for custom lengths.

LENS: UV-stabilized, high impact extruded pearlescent polycarbonate. Smooth exterior, linear prismatic interior. Nominal thickness .156". Lens securely positioned in body channels and end caps. Lens locked in place with tamper-resistant stainless steel Torx® T-20 with center pin fastener.

END CAPS: Marine grade die-cast aluminum. Three styles available: Flat, Rounded and Reveal. Conduit and "Wiremold™ ready" knockouts visible only from interior of end cap (Flat and Rounded styles only).

REFLECTOR: Full reflector/wire cover – 92% reflectivity.

SOCKETS: Shock-resistant sockets with internal locking collar to ensure positive lamp retention.

HARDWARE: Four stainless steel, tamper-resistant Torx® T-20 with center pin fasteners secure lens in housing body's lens channel. Electrical Quick Connector supplied (Specify Circuit Qty, see below).

ELECTRICAL: Available 3500K, 4000K and 5000K color temperatures, 82 CRI. 120-277VAC, 50/60Hz electrical input with serviceable high power factor electronic, constant-current driver (<20% THD, >0.95 PF). Standard 0-10V dimming with 3-100% range, maximum driver source of 250 µA. Consult factory for fluorescent option.

SENSOR & CONTROLS: Optional sensor available with compatible third party controls. To see the full list of compatible controls, [click here](#).

INSTALLATION: Standard six-point mounting per fixture recommended.

WARRANTY: limited ten (10) year LED warranty.

LISTINGS: UL and CUL listed for Damp Location. See Options for Wet Location – covered ceiling mount. ADA compliant. Corner, horizontal wall and pendant mount installation – damp location only.



ORDERING INFORMATION (Ex: MLRS12S-B48-2/M48-E48-R-MW-PP-1-54-RS-1-120-FS)

Model	Begin. Hsg.	Mid. Hsg.	End. Hsg.	End Cap	Finish	Lens	Lamp Type	Driver	Voltage	Options
MLRS12S	B48	/M48	E48			PP		DCC		
	Beginning of Run Housing Style B48 Nominal 48" housing					Lens PP Pearlescent Polycarbonate				Options 1RW First Isolated Raceway CDF Captive Diffuser Fasteners FS Single Fuse & Holder PH Phillips Head Fasteners PM§ Pendant Mount (Max. 3/8NPT stems by others; damp only) XC Auxiliary Circuit WL Wet Location Rating (covered ceiling only)
	Middle Fixture(s) Housing Style (replace "x" with qty) (x)/M48 Nominal 48" housing(s)					Lamp Type 45L35K 45 Watt 3500K LED 45L40K 45 Watt 4000K LED 45L50K 45 Watt 5000K LED 67L35K 67 Watt 3500K LED 67L40K 67 Watt 4000K LED 67L50K 67 Watt 5000K LED 90L35K 90 Watt 3500K LED 90L40K 90 Watt 4000K LED 90L50K 90 Watt 5000K LED				Accessories CMB§ Corner Mount Bracket (Must be ordered with DL Option)
	Ending of Run Housing Style E48 Nominal 48" housing					Driver DCC Dimming Constant Current				§ PM and CMB not available in conjunction
	End Caps R Rounded F Flat RV Reveal					Voltage 120 120 Volts 277 277 Volts 347 347 Volts (Consult Factory) DV 120-277 Volts				
	Finish MW Matte White MB Matte Black LG Light Gray CC Custom Color (Consult Factory)									



www.kenall.com | P: 800-4-Kenall | F: 262-891-9701 | 10200 55th Street Kenosha, Wisconsin 53144, USA

A brand of **Legrand**

This product complies with the Buy American Act: manufactured in the United States with more than 50% of the component cost of US origin. It may be covered by patents found at www.kenall.com/patents. Content of specification sheets is subject to change; please consult www.kenall.com for current product details. ©2022 Kenall Mfg. Co.

MLRS12S-111122

MILLENIUM STRETCH™

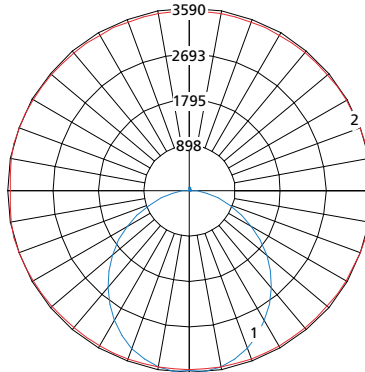
MLRS12 SERIES – CONTINUOUS RUN

PERFORMANCE

Lamp Type	Initial Delivered Lumens		Input Power (W)	Drive Current (mA)	Estd. L70 LED Life (Hrs)
	@ 25°C	Efficacy (lm/W)			
45L35K	4666	93	50	94	175,000
45L40K	4975	99	50	94	175,000
45L50K	5173	103	50	94	175,000
67L35K	6689	90	74	66	175,000
67L40K	7131	96	74	66	175,000
67L50K	7416	100	74	66	175,000
90L35K	8548	85	101	94	175,000
90L40K	9113	91	101	94	175,000
90L50K	9477	94	101	94	175,000

Displayed information is for selected luminaires only. Additional wattages and color temperatures are also available. Visit www.kenall.com for additional information.

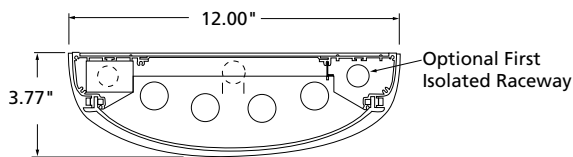
Model: MLRS12-48-F-MW-PP-1-90L40K-DCC-1-DV



Maximum Candela = 12851 Located At Horizontal Angle = 15, Vertical Angle = 5

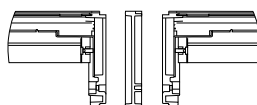
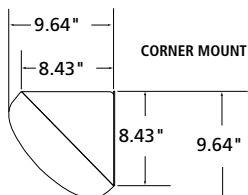
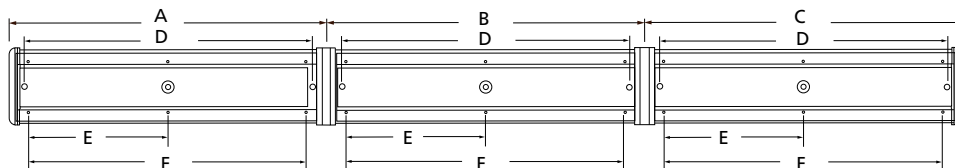
- 1 - Vertical Plane Through Horizontal Angles (15-195) (Through Max. Cd.)
- 2 - Horizontal Cone Through Vertical Angle (5) (Through Max. Cd.)

DIMENSIONAL DATA



Nominal Four Foot Fixture Legend

End Cap	A	B	C	D	E	F
R	50.23	49.34	50.23	46.31	22.50	45.00
F	49.32	49.34	49.32	46.31	22.50	45.00
RV	51.59	49.34	51.59	46.31	22.50	45.00



JOINER BAND – REQUIRED FOR ROW MOUNTING (SUPPLIED)



www.kenall.com | P: 800-4-Kenall | F: 262-891-9701 | 10200 55th Street Kenosha, Wisconsin 53144, USA

A brand of **legrand**

This product complies with the Buy American Act: manufactured in the United States with more than 50% of the component cost of US origin. It may be covered by patents found at www.kenall.com/patents. Content of specification sheets is subject to change; please consult www.kenall.com for current product details. ©2022 Kenall Mfg. Co.