

ENVIROSEAL™

HES12 SERIES

PRODUCT FEATURES:

- » Surface ceiling mount – 12"×24" (30.48cm×60.96cm), 12"×36" (30.48cm×91.44cm), 12"×48" (30.48cm×121.92cm), 12"×72" (30.48cm×182.88cm), 12"×96" (30.48cm×243.84cm)
- » Cold rolled steel or stainless steel housing for corrosion resistance
- » UV-stabilized polycarbonate lens
- » IP65 Option available
- » Hazardous listed Class I, Division 2, Groups A, B, C D



PROJECT INFORMATION

Job Name _____

Fixture Type _____

Catalog Number _____

Approved by _____

SPECIFICATIONS

HOUSING: One-piece, seam-welded 20-gauge CRS. Base provided with two-point mounting holes and one wireway hole. Lens is positioned in baseplate channels and retained with stainless steel fastener(s). Base mounts flush to ceiling or wall surface.

LENS/GASKET: UV-stabilized polycarbonate. Smooth exterior, linear prismatic interior. Nominal thickness .125" (.32cm). IP65 option provided with linear silicone gasket to seal doorframe to housing.

FINISH: Brushed stainless steel finish (#4B) or white TGIC polyester powder coat – 5-stage pre-treatment; Salt spray test: 1,000 hours; Reflectance: 92%.

SOCKETS: Shock-resistant sockets with gasketed internal locking collar to ensure positive lamp retention.

HARDWARE: Two Type 302 stainless steel Phillips head fasteners secure lens in housing channel.

ELECTRICAL: Class P ballast. Fluorescent electronic 120/277 or 347 voltage ballasts, high power factor.

WARRANTY: Limited one (1) year Kenall fluorescent warranty. [Peace of Mind Guarantee against breakage.](#)

LISTINGS: UL and CUL listed for Wet Location – covered ceiling. UL and CUL listed for Damp Location – horizontal wall mount. Standard Hazardous Location Listings include Class I, Division 2, Groups A, B, C, D. Optional UL certified IP65 per IEC 60598 – ceiling mount. Luminaire tested to an IK10 impact protection rating per IEC 60068-2-75:1997-08.



ORDERING INFORMATION (Ex: HES12-48-2-32-IS-1-DV-2H-PP-FS)

Model	Length	Lamp Qty/Lamp Type	Ballast Type	Ballast Qty	Voltage	Housing	Lens Type	Options
HES12								
Nominal Length			Ballast Type			Options		
24	2' (60.96cm)		IS	Elec <10% THD Instant Start (T8)				FS Single Fuse & Holder (n/a with 347V)
36	3' (91.44cm)		RS	Elec <10% THD Rapid Start (T8, T8HO)				IP65**† UL certified IP65 – Ceiling Mount (8' (243.84cm) Single Base) (w/removable end caps – not suitable for continuous row mount)
48	4' (121.92cm)		SB	Specified Ballast				TN 5/7/9 Watt Twin Tube NPF Night Light
72	6' (182.88cm)							TR Tamper Resistant Torx® Fastener (1)
96	8' (243.84cm)							
Lamp Qty/Type			Ballast Quantity					
2' (60.96cm) Lengths			1 One					
2-17	F17T8		2 Two					
3-17	F17T8							
4-17	F17T8							
3' (91.44cm) Lengths			Voltage					
2-25	F25T8		DV 120-277 Volts					
3-25	F25T8		347 347 Volt					
4-25	F25T8							
4' (121.92cm) Lengths			Housing Options					
2-32	F32T8		2H 20-Ga CRS; Painted					
3-32	F32T8		P5H 20-Ga 304SS; Painted					
4-32	F32T8		5H 20-Ga 304SS; Brushed					
2-44	F44T8HO (2 lamps only)		PXH 20-Ga 316SS; Painted					
			XH 20-Ga 316SS; Brushed					
6' (182.88cm) Lengths			Lens Type					
2-72	F72T8HO (2 lamps only)		PP Pearlescent Polycarbonate					
			CP Clear Polycarbonate					
8' (243.84cm) Lengths								
(Lamp Qty per 4' (121.92cm) Cross Section)								
2-32	F32T8							
3-32	F32T8							
4-32	F32T8							
2-44	F44T8HO (2 lamps only)							

HAZARDOUS LOCATION T-RATINGS			
Lamp Type/Qty.	Mount	Option	Operating/Temp Code
F17T8/4	Ceiling	FS	85° C / T6
F17T8/4	Ceiling	TN & FS	180° C / T3A
F25T8/4	Ceiling	TN & FS	160° C / T3C
F25T8/4	Ceiling	FS	85° C / T6
F32T8/4	Ceiling	TN & FS	180° C / T3A
F32T8/4	Ceiling	FS	85° C / T6
F44T8/2	Ceiling	FS	100° C / T5
F44T8/2	Ceiling	TN & FS	160° C / T3C
F72T8HO/2	Ceiling	TN & FS	180° C / T3A
F72T8HO/2	Ceiling	FS	100° C / T5



www.kenall.com | P: 800-4-Kenall | F: 262-891-9700 | 10200 55th Street Kenosha, Wisconsin 53144, USA
 This product is able to comply with the latest domestic preference legislation, such as the Buy American Act (BAA), Trade Agreement Act (TAA), Build America, Buy America Act (BABA), and others. It may be covered by patents found at www.kenall.com/patents. Content of specification sheets is subject to change; please consult www.kenall.com for current product details. ©2024 Kenall Mfg. Co.

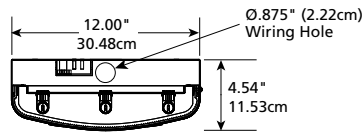
A brand of **Legrand**

ENVIROSEAL™

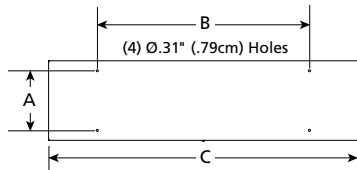
HES12 SERIES

DIMENSIONAL DATA

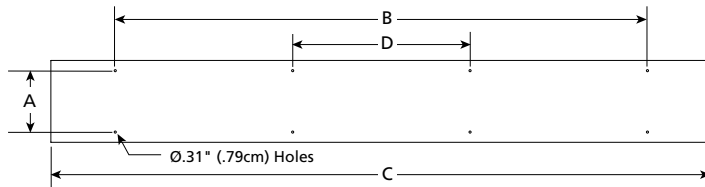
CROSS SECTION



BASEPLATE



96" (243.84cm) BASEPLATE



DIMENSIONAL DATA (IN INCHES & CENTIMETERS)

	A	B	C	D
HES1224 – T8	9.00	16.00	24.75	
cm	22.86	40.64	62.87	
HES1236 – T8	9.00	20.00	36.75	
cm	22.86	50.80	93.35	
HES1248 – T8	9.00	32.00	48.75	
cm	22.86	81.28	123.83	
HES1272 – T8	9.00	56.00	72.75	
cm	22.86	142.24	184.79	
HES1296 – T8	9.00	78.00	96.87	26.00
cm	22.86	198.12	246.05	66.04

