

HERCULUX™

H99 SERIES – DEEP PROFILE HOUSING

PRODUCT FEATURES:

- » Surface mount – wall (H99ED), ceiling or wall (H99FD); nominal 9"W×9"L×7"D
- » Heavy die-cast aluminum housing
- » UV-stabilized, injection molded polycarbonate lens
- » Stainless steel Torx® fasteners



H99ED



H99FD

PROJECT INFORMATION

Job Name _____

Fixture Type _____

Catalog Number _____

Approved by _____

SPECIFICATIONS

HOUSING: One-piece heavy duty die-cast, low-copper aluminum housing. Housing flange interlocks around lens producing maximum moisture deflection and resistance to prying. Housing provided with four standoff mounting holes. One 3/4" IPS tapped hole on back of housing. Standard housing in dark bronze TGIC polyester powder coat – 5-stage pre-treatment. **H99ED:** Two 3/4" IPS tapped and plugged holes on top and bottom of housing – see Cross Section/Details. **H99FD:** Two 3/4" IPS tapped and plugged holes on sides of housing – see Cross Section/Details.

REFLECTOR: High reflectance painted aluminum.

LENS: One-piece wraparound lens (UV-stabilized, high impact, virgin injection molded polycarbonate). Smooth exterior, prismatic interior. Nominal thickness: 0.125".

EYELID: High-impact resistant, UV-stabilized injection molded opaque dark bronze polycarbonate. See Ordering Information for optional finishes to match housing.

GASKET: Die-cut closed cell neoprene gasket seals die-cast housing to mounting surface. Lens inset into housing and sealed to integral ledge with one "O" ring closed cell silicone gasket.

HARDWARE: Four captive stainless steel Torx® T-20 with center pin fasteners secure lens/eyelid to housing. Shoulder fastener design and washer prevent lens/eyelid stress due to over torquing.

ELECTRICAL: Available in 3500K, 4000K, and 5000K color temperatures, 80 CRI. 120-277VAC or 347VAC, 50/60Hz electrical input with high power factor electronic, constant-current driver (>.90 PF). Standard 0-10V dimming with 1-100% range; maximum driver source of 200 µA.

SENSOR & CONTROLS: Optional sensor available with compatible third party controls. To see the full list of compatible controls, [click here](#).

INSTALLATION: Standard four-point mounting required for Peace of Mind Guarantee®.

PHOTOMETRICS: Photometry tested to the IESNA LM-79-08 standard by an ILAC/ISO17025 accredited laboratory. For additional photometric data, please go to www.kenall.com.

WARRANTY: Limited five (5) year LED warranty. [Peace of Mind Guarantee against breakage](#).

LISTINGS: Luminaire is certified to UL Standards by Intertek Testing Laboratory for Wet Location. Luminaire tested to an IK10 impact protection rating per IEC 60068-2-75:1997-08.



ORDERING INFORMATION (Ex: H99ED-PP-MB-25L40K-DV)

Model	Lens Type	Finish	Lamp Type	Voltage	Options	Accessories
PP						
Model			Lamp Type		Options	
H99ED	Eyelid (wall mount only)		15L35K 15 Watt 3500K LED		BPC* Photo Control – Button Type (120 or 277V only)	
H99FD	Full Face		15L40K 15 Watt 4000K LED		LEL† LED Emergency Battery Backup (n/a with 347V)	
			15L50K 15 Watt 5000K LED		20KV† 20KV/KA Surge Protection per IEEE/ANSI C62.41.2 Cat. A	
Lens Type			25L35K 25 Watt 3500K LED		FS Single Fuse & Holder	
PP	Pearlescent Polycarbonate		25L40K 25 Watt 4000K LED		QMS† Quick Mount System (n/a with H99ED, n/a with 347V) – Damp Location Only (Mounting base ordered separately – see Accessories)	
			25L50K 25 Watt 5000K LED			
Finish			Voltage		Accessories	
DB	Dark Bronze		120	120 Volts	9100C Quick Mount System Mounting Base – for use with QMS option fixtures (n/a with H99ED, n/a with 347V)	
FG	Forest Green		277	277 Volts		
LG	Light Gray		347▲	347 Volts		
MB	Matte Black		DV▲	120-277 Volts		
MW	Matte White					
SL	Silver					
CC	Custom Color (Consult factory)					

▲ n/a with BPC
 * n/a with 347 or DV Voltage type
 † LEL not available in conjunction with QMS option or 20KV option



HERCULUX™

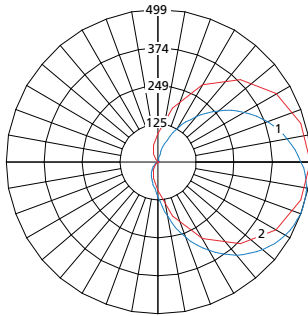
H99 SERIES – DEEP PROFILE HOUSING

PERFORMANCE

Model	Lamp Type	Initial Delivered Lumens		Input Power (W)	Drive Current (mA)	Estd. L70 LED Life (Hrs)
		@ 25°C	Efficacy (lm/W)			
H99ED	15L35K	1232	66	19	140	85,000
	15L40K	1232	66	19	140	85,000
	15L50K	1343	72	19	140	85,000
	25L35K	1806	64	28	117	85,000
	25L40K	1806	64	28	117	85,000
	25L50K	1969	70	28	117	85,000
H99FD	15L35K	2025	103	20	140	85,000
	15L40K	2025	103	20	140	85,000
	15L50K	2207	112	20	140	85,000
	25L35K	2969	101	30	117	85,000
	25L40K	2969	101	30	117	85,000
	25L50K	3236	110	30	117	85,000

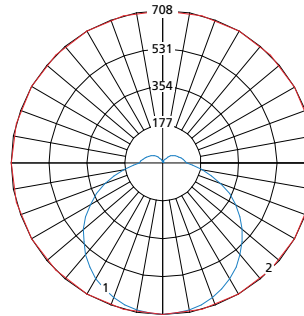
Information subject to change. Visit www.kenall.com for IES files and additional information.

Model: H99ED-PP-MW-25L40K-DV



Max Candela = 499 Located At Horizontal Angle = 0, Vertical Angle = 72.5
 — 1 - Vertical Plane Through Horizontal Angles (0-180) (Through Max. Cd.)
 — 2 - Horizontal Cone Through Vertical Angle (72.5) (Through Max. Cd.)

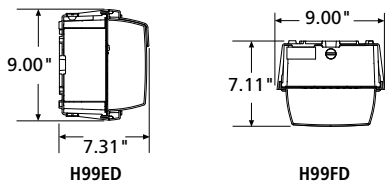
Model: H99FD-PP-MW-25L40K-DV



Max Candela = 708 Located At Horizontal Angle = 0, Vertical Angle = 0
 — 1 - Vertical Plane Through Horizontal Angles (0-180) (Through Max. Cd.)
 — 2 - Horizontal Cone Through Vertical Angle (0) (Through Max. Cd.)

DIMENSIONAL DATA

CROSS SECTION / DETAILS



BACK MOUNTING VIEW

