

SIMPLESEAL™

CSESO SERIES – SURFACE MOUNT – OVERLAPPING DOOR

PRODUCT FEATURES:

- » Ceiling mount; surface – 1'x4', 2'x2', 2'x4'
- » One-piece doorframe provides air-tight integrity of luminaire
- » For Hazardous applications please refer to the HSESO series
- » Optional Food Zone/Non-Contact listing ideal for food processing applications



PROJECT INFORMATION

Job Name _____

Fixture Type _____

Catalog Number _____

Approved by _____

SPECIFICATIONS:

HOUSING: 20-gauge type 304 stainless steel (#4 finish-post fabrication). Hole-free one-piece seam welded construction.

DOORFRAME: 20-gauge type 304 stainless steel (#4 finish-post fabrication). One-piece 60° beveled perimeter construction. Continuous angle lens retention system. Mechanical guide for doorframe fastener alignment. Doorframe secured to housing with stainless steel aircraft cables and (8) for 2x2, (10) for 1x4, (12) for 2x4 captive flush mounted Phillips head stainless steel fasteners. Thumb screws used for FN option. Doorframe Gasket: One-piece closed cell extruded silicone gasket seals doorframe to housing.

LENS: Impact-resistant diffused acrylic lens sealed to perimeter ledge of lens aperture with silicone sealant and secured with continuous lens retention system. See Options for alternate lens selections. Lens orientation – smooth side out. Can be combined with prismatic inner lens; specify type in Lens Type field - overlay combination inner/outer (example: 2/SYM). FN option includes FDA approved Food Zone clear polycarbonate lens.

ELECTRICAL: Available 3000K, 3500K, 4000K and 5000K color temperatures, 82 CRI; maximum 3-step MacAdam variation allowance. 120-277VAC and 347VAC, 50/60Hz electrical input with serviceable high power factor electronic, constant-current driver (<20% THD, >0.95 PF). Standard 0-10V dimming with 1-100% range and dim-to-dark capabilities (non dim-to-dark with 347V; 660µA maximum source current per circuit). Optional 0-10V dimming with 0.1-100% range and dim-to-dark capabilities via eldoLED SOLOdrive series driver (n/a 347V input; <0.5V required from dimming control for dim-to-dark operation; 800µA max. source current). Consult factory for fluorescent options.

SENSOR & CONTROLS: Optional sensor available with compatible third party controls. To see the full list of compatible controls, [click here](#).

INSTALLATION: Four .312" holes for surface mounting. See options for pendant mounting holes. Standard with side feed hole, see options for Top Wiring Access (TWA).

WARRANTY: Limited five (5) year warranty.

LISTINGS: Luminaire is certified to UL standards by Intertek Testing Laboratories for Wet Location. Certified IP65 per IEC 60598. NSF2 Splash/Non-Food Zone. FED-STD-209E/Class 1 (ISO 3) Cleanrooms. Suitable for biosafety labs rated BSL 1 to 4. Optional NSF2 Food Zone/Non-Contact. Suitable for installation into -30°C to 40°C ambient environments, unless otherwise noted. CSESO is participating in Declare. Build America, Buy America Act compliant.



ORDERING INFORMATION (Ex: CSESO14-45L-40K8-DIM1-DV-5F-5H-SYM-FN)

Model	Lamp Power	Lamp Color	Driver Type	Voltage	Doorframe Option	Housing	Lens Type	Options
Model			Driver Type				Lens Type	
CSESO14 1'x4'			DIM1 0-10V Dimming to 1% Driver				Acrylic	
CSESO22 2'x2'			DIM01 0-10V Dimming to 0.1% (n/a with 347V)				SYM Symmetric, Diffused DR Acrylic (STD)	
CSESO24 2'x4'							U .125" #12 Prismatic High Impact Acrylic	
			Voltage				Polycarbonate	
Lamp Power			120 120 Volts				2 .125" #12 Prismatic	
1'x4'			277 277 Volts				Tempered Glass	
45L 45 Watt LED			347 347 Volts				TG .250" Textured Tempered Glass	
67L 67 Watt LED			DV 120-277 Volts				Specified Lens	
90L 90 Watt LED							SL Specified Lens	
2'x2'			Doorframe Options				Options	
45LD 45 Watt Dual-Row LED			5F 20-Ga Type 304 SS Brushed (STD)				LEL LED Emergency Battery Pack	
67L 67 Watt LED			2F 20-Ga CRS				DLN LED Night Light w/Light Level Control (100%-20%)	
90L 90 Watt LED			XF 20-Ga Type 316 SS Brushed				AMF Antimicrobial Finish	
135L 135 Watt LED			PAF .063" Painted Fabricated Aluminum				FN** Food Zone/Non-Contact	
2'x4'			Housing Options				FS Fuse & Holder	
45LD 45 Watt Dual-Row LED			5H 20-Ga Type 304 SS Brushed (STD)				HJ Sealed Wireway	
67L 67 Watt LED			2H 20-Ga CRS				MS Motion Sensor (n/a with 347V)	
90L 90 Watt LED			XH 20-Ga Type 316 SS Brushed				PM Pendant Mounting Holes	
135L 135 Watt LED			PAH .050" Painted Aluminum				RF Radio Frequency Filter	
180L 180 Watt LED							TWA Top Wiring Access Hole	
Lamp Color							2C Two Circuit Wiring	
30K8 3000K / 82 CRI min.								
35K8 3500K / 82 CRI min.								
40K8 4000K / 82 CRI min.								
50K8 5000K / 82 CRI min.								

- ‡ Not available with 1x4 Model
- ▲ n/a with 135L or 180L Lamp Type. n/a with 347V. 0°C/32°F min. operating environment.
- Voltage-specific selection required
- ▼ n/a with 2C Option
- ◇ Matching finishes and materials are recommended
- Voltage-specific selection required. n/a with 347V
- * Applied only to exposed painted surfaces of luminaire (not available on stainless steel doorframes or housings)
- ** Not available with TG lens type.



www.kenall.com | P: 800-4-Kenall | F: 262-891-9700 | 10200 55th Street Kenosha, Wisconsin 53144, USA
 This product is able to comply with the latest domestic preference legislation, such as the Buy American Act (BAA), Trade Agreement Act (TAA), Build America, Buy America Act (BABA), and others. It may be covered by patents found at www.kenall.com/patents. Content of specification sheets is subject to change; please consult www.kenall.com for current product details. ©2025 Kenall Mfg. Co.

A brand of **Legrand**

SIMPLESEAL™

CSESO SERIES – SURFACE MOUNT – OVERLAPPING DOOR

PERFORMANCE

Model	Lamp Type	Initial Delivered Lumens		Input Power (W)	Drive Current (mA)	Estd. L70 LED Life (Hrs)
		@ 25°C	Efficacy (lm/W)			
CSESO14	45L-30K8	4,906	100	49	100	80,000
	45L-35K8	5,140	105			
	45L-40K8	5,230	107			
	45L-50K8	5,439	111			
	67L-30K8	7,514	104	72	75	80,000
	67L-35K8	7,874	109			
	67L-40K8	8,011	111			
	67L-50K8	8,332	116			
	90L-30K8	9,587	99	97	100	60,000
	90L-35K8	10,045	104			
	90L-40K8	10,221	105			
90L-50K8	10,630	110				
CSESO22	45LD-30K8	5,212	106	46	50	80,000
	45LD-35K8	5,461	111			
	45LD-40K8	5,556	113			
	45LD-50K8	5,779	118			
	67L-30K8	7,983	111	72	75	80,000
	67L-35K8	8,365	116			
	67L-40K8	8,511	118			
	67L-50K8	8,852	123			
	90L-30K8	10,259	106	97	100	60,000
	90L-35K8	10,749	111			
	90L-40K8	10,937	113			
	90L-50K8	11,374	117			
	135L-30K8	14,106	95	149	100	60,000
	135L-35K8	14,780	99			
	135L-40K8	15,038	101			
135L-50K8	15,640	105				
CSESO24	45LD-30K8	6,293	137	46	50	100,000
	45LD-35K8	6,593	143			
	45LD-40K8	6,709	146			
	45LD-50K8	6,977	152			
	67L-30K8	8,752	122	72	75	80,000
	67L-35K8	9,171	127			
	67L-40K8	9,331	130			
	67L-50K8	9,704	135			
	90L-30K8	11,247	116	97	100	60,000
	90L-35K8	11,784	121			
	90L-40K8	11,990	124			
	90L-50K8	12,470	129			
	135L-30K8	15,943	108	147	100	60,000
	135L-35K8	16,705	114			
	135L-40K8	16,997	116			
	135L-50K8	17,677	120			
	180L-30K8	21,739	111	196	100	60,000
	180L-35K8	22,778	116			
180L-40K8	23,176	118				
180L-50K8	24,103	123				

Displayed information is for described luminaires only. Subject to change without notice. Visit www.kenall.com for IES files additional information.



www.kenall.com | P: 800-4-Kenall | F: 262-891-9700 | 10200 55th Street Kenosha, Wisconsin 53144, USA
 This product is able to comply with the latest domestic preference legislation, such as the Buy American Act (BAA), Trade Agreement Act (TAA), Build America, Buy America Act (BABA), and others. It may be covered by patents found at www.kenall.com/patents. Content of specification sheets is subject to change; please consult www.kenall.com for current product details. ©2025 Kenall Mfg. Co.

A brand of **Legrand**

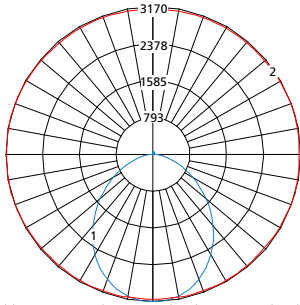
This product is able to comply with the latest domestic preference legislation, such as the Buy American Act (BAA), Trade Agreement Act (TAA), Build America, Buy America Act (BABA), and others. It may be covered by patents found at www.kenall.com/patents. Content of specification sheets is subject to change; please consult www.kenall.com for current product details. ©2025 Kenall Mfg. Co.

SIMPLESEAL™

CESO SERIES – SURFACE MOUNT – OVERLAPPING DOOR

PERFORMANCE

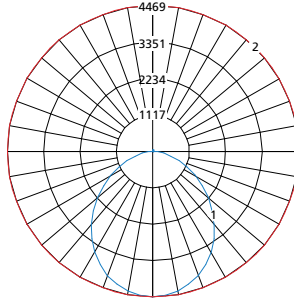
Model: CSES014-67L-40K8-DIM1-DV-5F-2H-SYM



Maximum Candela = 3170 Located At Horizontal Angle = 15, Vertical Angle = 2.5

- 1 - Vertical Plane Through Horizontal Angles (15-195) (Through Max. Cd.)
- 2 - Horizontal Cone Through Vertical Angle (2.5) (Through Max. Cd.)

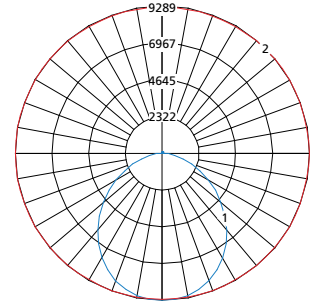
Model: CSES022-90L-40K8-DIM1-DV-5F-2H-SYM



Max Candela = 4469 Located At Horizontal Angle = 0, Vertical Angle = 0

- 1 - Vertical Plane Through Horizontal Angles (0 - 180) (Through Max. Cd.)
- 2 - Horizontal Cone Through Vertical Angle (0) (Through Max. Cd.)

Model: CSES024-180L-40K8-DIM1-DV-5F-2H-SYM

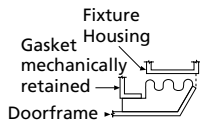


Max Candela = 9289 Located At Horizontal Angle = 0, Vertical Angle = 5

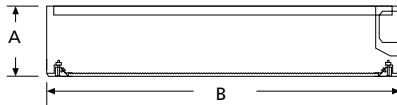
- 1 - Vertical Plane Through Horizontal Angles (0 - 180) (Through Max. Cd.)
- 2 - Horizontal Cone Through Vertical Angle (5) (Through Max. Cd.)

DIMENSIONAL DATA

GASKET PROFILE

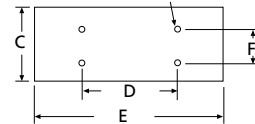


CROSS SECTION



MOUNTING HOLES

(4) .312" Dia. Mounting Holes



1/2" EMT Wiring Access Hole

Side wiring access shown
See options for Top wiring access (TWA)

DIMENSIONAL DATA (IN INCHES)

	A	B	C	D	E	F
1x4	4.72	11.44x47.44	11.63	36.00	48.00	8.25
2x2	4.72	23.44x23.44	23.63	12.00	24.00	19.25
2x4	4.72	23.44x47.44	23.63	36.00	48.00	19.25

